

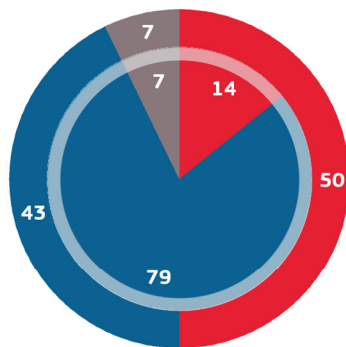
27.643 interviews
04 > 20 / 12 / 2018

1.002 interviews
05 > 18 / 12 / 2018

Methodology: face-to-face

1. PERCEPTIONS OF ANTISEMITISM IN COUNTRY

QD1 Do you think antisemitism is a problem or not in (OUR COUNTRY)? (%)



● Total 'A problem'
● Total 'Not a problem'
● Don't know

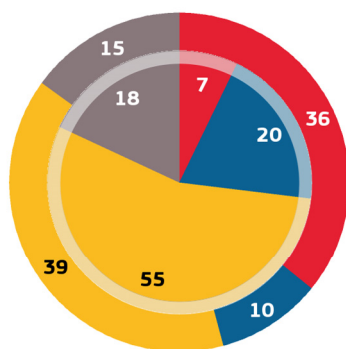
EU28 Outer pie LV Inner pie

QD1 Do you think antisemitism is a problem or not in (OUR COUNTRY)? (%)

	EU28	LV
Answer: Total 'A problem'		
TOTAL	50	14
Age		
15-24	46	20
25-39	48	11
40-54	52	14
55 +	51	12
Education (End of)		
15-	44	23
16-19	49	16
20+	54	11
Still studying	51	16

Socio-demographic breakdown

QD2 Over the past five years, do you think antisemitism has increased, stayed the same or decreased in (OUR COUNTRY)? (%)



● Increased
● Decreased
● Stayed the same
● Don't know

EU28 Outer pie LV Inner pie

QD2 Over the past five years, do you think antisemitism has increased, stayed the same or decreased in (OUR COUNTRY)? (%)

	EU28	LV
Answer: Increased		
TOTAL	36	7
Age		
15-24	27	13
25-39	31	11
40-54	39	5
55 +	39	4
Education (End of)		
15-	31	6
16-19	36	7
20+	42	6
Still studying	29	8

Socio-demographic breakdown

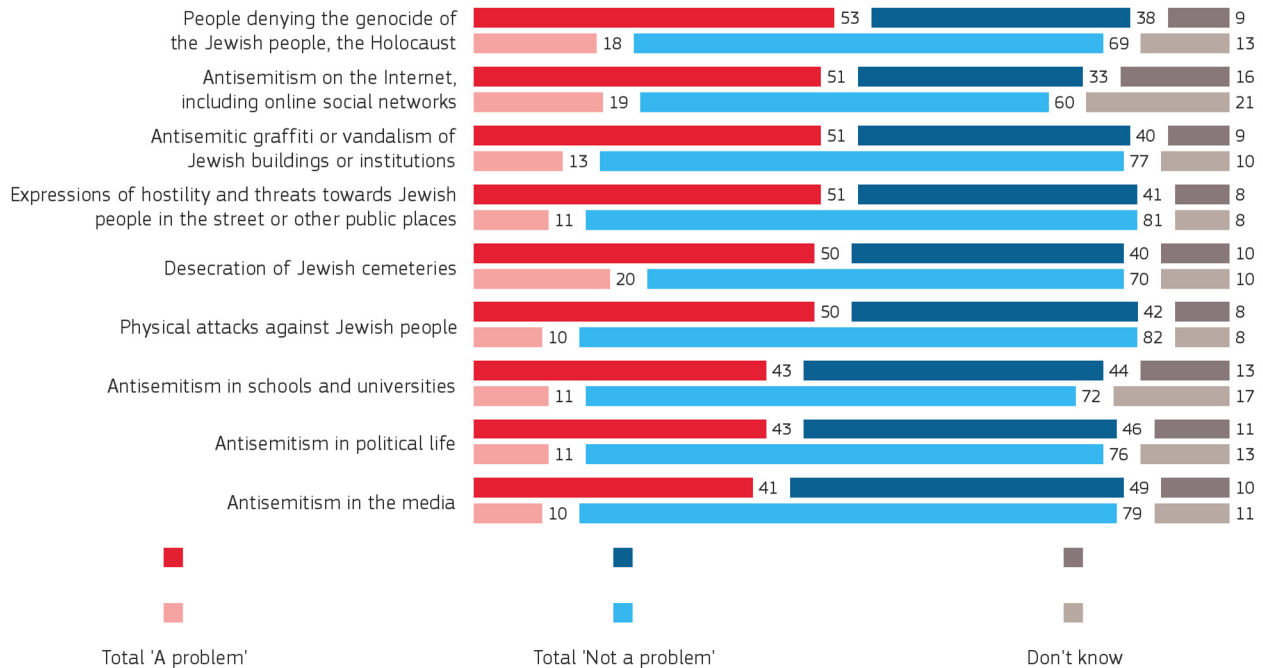
27,643 interviews
04 > 20 / 12 / 2018

1,002 interviews
05 > 18 / 12 / 2018

Methodology: face-to-face

1. PERCEPTIONS OF ANTISEMITISM IN COUNTRY

QD3 More precisely, do you think that each of the following situation is a problem or not in (OUR COUNTRY)? (%)



QD3.6 More precisely, do you think that each of the following situation is a problem or not in (OUR COUNTRY)?
Antisemitism on the Internet, including online social networks (%)

Answer: Total 'A problem'	EU28	LV
TOTAL	51	19
Age		
15-24	58	49
25-39	55	20
40-54	54	16
55 +	46	10
Use of the Internet		
Everyday	56	22
Often/ Sometimes	45	11
Never	44	19

Socio-demographic breakdown

QD3.8 More precisely, do you think that each of the following situation is a problem or not in (OUR COUNTRY)?
People denying the genocide of the Jewish people, the Holocaust (%)

Answer: Total 'A problem'	EU28	LV
TOTAL	53	18
Education (End of)		
15-	46	21
16-19	52	19
20+	56	13
Still studying	57	36
Left-right political scale		
Left	60	28
Centre	52	19
Right	51	15

Socio-demographic breakdown

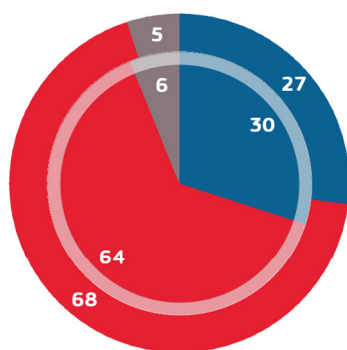
27,643 interviews
04 > 20 / 12 / 2018

1,002 interviews
05 > 18 / 12 / 2018

Methodology: face-to-face

2. KNOWLEDGE AND EDUCATION

QD4 Overall, to what extent do you think that in (OUR COUNTRY) people are well informed or not about the history, customs and practices of (NATIONALITY) Jewish people?
(%)



● Total 'Well informed'
● Total 'Not well informed'
● Don't know

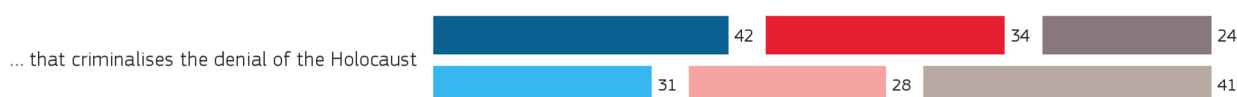
EU28 Outer pie LV Inner pie

QD4 Overall, to what extent do you think that in (OUR COUNTRY) people are well informed or not about the history, customs and practices of (NATIONALITY) Jewish people?
(%)

Answer: Total 'Well informed'	EU28	LV
TOTAL	27	30
Education (End of)		
15-	21	29
16-19	29	27
20+	26	34
Still studying	30	28
Things in country are going in...		
Right direction	33	35
Wrong direction	26	27
Neither	24	30

Socio-demographic breakdown

QD6 As far as you know, is there a law in (OUR COUNTRY)...?
(%)



EU28

LV

Total 'Yes'

Total 'No'

Don't know

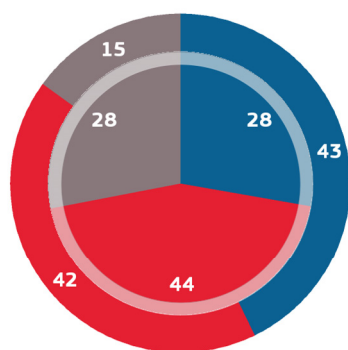
27.643 interviews
04 > 20 / 12 / 2018

1.002 interviews
05 > 18 / 12 / 2018

Methodology: face-to-face

2. KNOWLEDGE AND EDUCATION

QD7 Generally speaking, do you think that the Holocaust is sufficiently taught or not in (NATIONALITY) schools?
(%)



● Total 'Yes'
● Total 'No'
● Don't know

EU28 Outer pie LV Inner pie

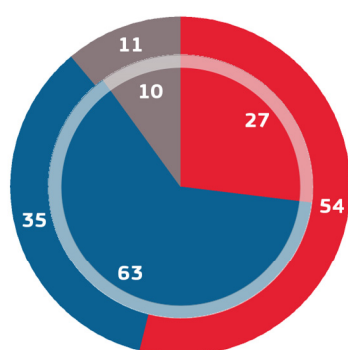
QD7 Generally speaking, do you think that the Holocaust is sufficiently taught or not in (NATIONALITY) schools?
(%)

Answer: Total 'No'	EU28	LV
TOTAL	42	44
Gender		
Man	40	44
Woman	45	44
Left-right political scale		
Left	40	60
Centre	42	49
Right	46	33

Socio-demographic breakdown

3. MIDDLE EAST CONFLICT

QD5 Do you think that conflicts in the Middle East have an influence or not on the way (NATIONALITY) Jewish people are perceived by people in (OUR COUNTRY)?
(%)



● Total 'Yes'
● Total 'No'
● Don't know

EU28 Outer pie LV Inner pie

QD5 Do you think that conflicts in the Middle East have an influence or not on the way (NATIONALITY) Jewish people are perceived by people in (OUR COUNTRY)?
(%)

Answer: Total 'Yes'	EU28	LV
TOTAL	54	27
Education (End of)		
15-	44	26
16-19	51	26
20+	61	25
Still studying	58	38
Left-right political scale		
Left	62	33
Centre	56	26
Right	53	30

Socio-demographic breakdown