



Special Eurobarometer 493

Annex

Discrimination in the European Union LGBTI

Fieldwork
May 2019

Survey requested by the European Commission,
Directorate-General for Justice and Consumers
and co-ordinated by the Directorate-General for Communication

This document does not represent the point of view of the European Commission.
The interpretations and opinions contained in it are solely those of the authors.






























Special Eurobarometer 493 – Wave EB91.4 – Kantar



May 2019

Tables






























SD1.4 Do you have friends or acquaintances who are...?
Gay, lesbian or bisexual (%)

		Yes		No		Refusal (SPONTANEOUS)		Don't know
		EB91.4	Diff. EB91.4 - EB83.4	EB91.4	Diff. EB91.4 - EB83.4	EB91.4	Diff. EB91.4 - EB83.4	EB91.4
EU28		49	2	48	-1	1	0	2
BE		60	-7	39	7	0	0	1
BG		10	-1	84	3	1	-1	5
CZ		28	1	69	-2	1	0	2
DK		71	2	26	-2	1	1	2
DE		52	6	46	-6	0	0	2
EE		26	-2	68	3	1	1	5
IE		66	0	31	-1	1	1	2
EL		23	0	77	1	0	0	0
ES		68	6	31	-5	0	0	1
FR		68	3	30	-3	0	0	2
HR		20	-1	75	4	1	-1	4
IT		35	-4	62	7	2	0	1
CY		38	10	61	-9	0	-1	1
LV		19	-2	76	3	1	0	4
LT		13	-1	83	1	1	0	3
LU		73	2	23	-4	1	1	3
HU		17	3	76	3	3	-3	4
MT		54	-6	43	4	0	0	3
NL		82	-2	17	3	0	0	1
AT		35	-5	62	9	1	0	2
PL		14	0	83	2	2	0	1
PT		36	2	62	2	0	0	2
RO		8	2	87	-1	3	1	2
SI		37	10	61	-9	0	-1	2
SK		20	2	73	-2	1	-1	6
FI		62	8	35	-7	0	0	3
SE		81	5	16	-5	0	0	3
UK		74	6	24	-7	0	0	2

May 2019

Tables






























SD1.7 Do you have friends or acquaintances who are...?**Transgender (%)**

		Yes		No		Refusal (SPONTANEOUS)		Don't know
		EB91.4	Diff. EB91.4 - EB83.4	EB91.4	Diff. EB91.4 - EB83.4	EB91.4	Diff. EB91.4 - EB83.4	EB91.4
EU28		12	3	84	-2	1	0	3
BE		14	2	85	-1	1	1	0
BG		4	1	91	3	1	0	4
CZ		5	0	91	1	1	0	3
DK		11	4	85	-2	0	0	4
DE		7	1	88	-1	1	1	4
EE		5	2	88	-2	1	1	6
IE		16	2	78	-1	2	2	4
EL		4	1	95	-1	0	-1	1
ES		21	6	76	-7	1	1	2
FR		11	3	85	-5	1	1	3
HR		6	0	89	4	2	0	3
IT		7	-3	90	5	2	0	1
CY		12	8	83	-11	1	0	4
LV		4	2	93	1	0	-1	3
LT		2	0	94	0	1	0	3
LU		14	0	71	-10	1	1	14
HU		6	1	85	5	4	-2	5
MT		22	0	74	-1	0	-1	4
NL		20	7	78	-7	0	0	2
AT		11	4	85	0	2	0	2
PL		6	2	91	0	2	0	1
PT		9	-2	88	4	0	-1	3
RO		4	1	90	0	3	1	3
SI		10	6	85	-7	1	0	4
SK		5	2	84	-4	2	-1	9
FI		14	5	81	-2	0	0	5
SE		24	10	70	-9	0	0	6
UK		29	12	66	-15	1	1	4

May 2019

Tables






























SD1.8 Do you have friends or acquaintances who are...?**Intersex (%)**

		Yes	No	Refusal (SPONTANEOUS)	Don't know
EU28		6	88	2	4
BE		7	91	1	1
BG		4	90	2	4
CZ		5	91	1	3
DK		5	89	1	5
DE		4	90	1	5
EE		3	89	1	7
IE		7	86	2	5
EL		5	94	0	1
ES		13	82	1	4
FR		6	88	1	5
HR		4	90	2	4
IT		6	88	3	3
CY		9	86	1	4
LV		2	93	1	4
LT		2	94	1	3
LU		9	73	1	17
HU		4	86	5	5
MT		13	82	0	5
NL		3	94	1	2
AT		8	87	2	3
PL		4	92	2	2
PT		6	91	0	3
RO		3	91	2	4
SI		8	87	1	4
SK		5	85	1	9
FI		5	88	1	6
SE		11	79	0	10
UK		11	80	2	7

SD2 Where you live, do you consider yourself to be part of any of the following? Please tell me all that apply.

(MULTIPLE ANSWERS POSSIBLE)

(%)






























		An ethnic minority		A minority in terms of skin colour		A religious minority		Being Roma		A sexual minority (like being gay, lesbian, bisexual, transgender or intersex)		A minority in terms of disability	
		EB91.4	Diff. EB91.4 - EB83.4	EB91.4	Diff. EB91.4 - EB83.4	EB91.4	Diff. EB91.4 - EB83.4	EB91.4	Diff. EB91.4 - EB83.4	EB91.4	Diff. EB91.4 - EB83.4	EB91.4	Diff. EB91.4 - EB83.4
EU28		3	-1	2	N.A.	4	-1	1	N.A.	2	0	2	-1
BE		5	1	6	N.A.	7	2	1	N.A.	3	1	4	1
BG		7	-1	1	N.A.	3	0	4	N.A.	1	1	1	0
CZ		2	-3	2	N.A.	3	0	4	N.A.	2	1	3	0
DK		2	0	1	N.A.	2	-1	0	N.A.	2	0	3	-1
DE		3	1	1	N.A.	2	-2	0	N.A.	1	-1	2	-1
EE		8	1	0	N.A.	2	0	0	N.A.	1	0	4	1
IE		4	-1	3	N.A.	5	-3	1	N.A.	2	1	1	-1
EL		0	-2	0	N.A.	1	0	0	N.A.	0	0	0	-1
ES		2	0	1	N.A.	1	-1	1	N.A.	1	-1	1	0
FR		1	-3	3	N.A.	3	-2	0	N.A.	1	0	3	-1
HR		2	-3	1	N.A.	5	0	2	N.A.	1	0	2	0
IT		2	0	2	N.A.	3	-2	1	N.A.	2	0	2	0
CY		2	-2	0	N.A.	2	1	0	N.A.	0	0	2	0
LV		5	0	1	N.A.	3	0	1	N.A.	1	1	4	0
LT		5	1	0	N.A.	1	0	0	N.A.	0	0	4	0
LU		3	-3	4	N.A.	2	-3	0	N.A.	3	2	3	1
HU		3	-4	2	N.A.	7	2	7	N.A.	2	1	2	-1
MT		1	-1	2	N.A.	6	-5	0	N.A.	1	0	1	-1
NL		2	0	2	N.A.	4	-2	0	N.A.	3	2	3	0
AT		5	1	5	N.A.	7	1	3	N.A.	6	4	5	2
PL		3	1	2	N.A.	4	0	3	N.A.	2	1	4	2
PT		5	0	4	N.A.	5	2	0	N.A.	1	-1	1	-1
RO		4	-2	2	N.A.	10	1	5	N.A.	2	1	3	1
SI		2	-2	2	N.A.	4	0	2	N.A.	1	1	2	1
SK		2	-3	2	N.A.	2	-3	6	N.A.	0	-1	1	-1
FI		1	-1	0	N.A.	3	-2	0	N.A.	2	1	1	-2
SE		2	-1	2	N.A.	3	-1	0	N.A.	4	1	2	0
UK		6	-4	4	N.A.	6	-3	0	N.A.	1	0	3	0

May 2019

Tables

SD2 Where you live, do you consider yourself to be part of any of the following? Please tell me all that apply.
(MULTIPLE ANSWERS POSSIBLE)

(%)

		Any other minority group		None		Refusal (SPONTANEOUS)		Don't know	Total 'Part of a minority group'	
		EB91.4	Diff. EB91.4 - EB83.4	EB91.4	Diff. EB91.4 - EB83.4	EB91.4	Diff. EB91.4 - EB83.4		EB91.4	Diff. EB91.4 - EB83.4
EU28		2	0	85	0	1	0	2	12	-1
BE		2	-1	81	-3	0	0	0	19	6
BG		1	-1	81	2	3	1	3	13	1
CZ		1	-1	88	0	0	0	1	11	1
DK		2	-1	90	4	1	0	0	9	-3
DE		2	1	78	-10	1	0	11	10	0
EE		2	1	85	1	1	1	1	14	2
IE		2	-1	85	3	0	0	1	14	-2
EL		3	1	95	0	0	0	0	4	0
ES		1	-1	92	0	0	0	0	7	-1
FR		1	-1	88	2	0	0	1	11	-3
HR		1	-2	89	6	0	-1	0	11	-2
IT		2	-2	88	6	2	1	0	10	-3
CY		2	0	93	2	0	0	0	7	1
LV		1	-1	86	4	1	0	1	13	0
LT		1	0	90	0	0	0	0	10	2
LU		2	-5	82	4	1	1	3	14	-5
HU		2	0	80	-1	1	-1	0	19	2
MT		3	0	89	10	0	0	2	10	-7
NL		2	-1	87	0	0	0	0	13	1
AT		2	-2	78	-3	2	1	0	20	6
PL		1	0	85	-1	1	0	2	13	4
PT		1	0	90	2	0	-1	1	9	-1
RO		1	-1	76	0	1	0	2	22	6
SI		3	1	89	7	0	-2	0	11	2
SK		2	-1	86	6	1	-1	0	13	-1
FI		4	-1	89	2	0	0	0	11	-1
SE		1	-1	90	3	0	0	0	9	-3
UK		2	-1	81	5	0	-1	1	17	-5

May 2019

Tables

SD3 Do you consider yourself to be...?
(%)

		Catholic		Orthodox Christian		Protestant		Other Christian		Jewish		Muslim - Shia		Muslim - Sunni		Other Muslim	
		EB91.4	Diff. EB91.4 - EB90.4	EB91.4	Diff. EB91.4 - EB90.4	EB91.4	Diff. EB91.4 - EB90.4	EB91.4	Diff. EB91.4 - EB90.4	EB91.4	Diff. EB91.4 - EB90.4	EB91.4	Diff. EB91.4 - EB90.4	EB91.4	Diff. EB91.4 - EB90.4	EB91.4	Diff. EB91.4 - EB90.4
EU28		41	-2	10	0	9	-1	4	-1	0	0	0	0	1	0	1	0
BE		54	-3	1	0	3	1	2	-1	0	0	2	0	2	-3	1	0
BG		1	0	77	-2	0	-1	1	0	0	0	1	0	5	1	4	1
CZ		25	-4	1	1	1	1	3	0	0	0	0	0	0	0	0	0
DK		2	1	1	-1	62	0	4	-3	0	0	0	0	1	1	1	1
DE		30	1	2	0	24	-2	5	-3	0	0	1	0	2	1	1	0
EE		2	0	20	3	5	1	18	-1	0	0	0	0	0	0	0	0
IE		78	-1	2	1	3	1	2	-2	0	0	0	0	1	0	0	0
EL		1	1	94	-1	0	0	1	0	0	0	0	0	0	0	0	0
ES		56	-1	4	-1	1	0	2	0	0	0	0	0	0	0	0	0
FR		41	-7	2	1	2	0	2	0	1	0	1	1	2	-1	2	0
HR		80	-7	6	3	0	-1	0	0	0	0	0	0	0	-1	0	0
IT		69	-9	4	0	1	0	2	0	1	1	0	0	0	0	1	1
CY		1	1	95	-1	0	0	0	-1	0	0	0	0	0	0	0	0
LV		23	-3	20	1	20	4	7	-6	0	0	0	0	0	0	0	0
LT		83	-1	3	0	0	0	1	-2	0	0	0	0	0	0	0	0
LU		56	-7	1	-2	2	0	4	0	1	1	1	1	0	-2	1	0
HU		62	2	0	-1	5	-3	8	-1	1	1	0	0	0	0	0	0
MT		83	-3	2	1	2	-1	3	1	0	0	0	0	1	1	1	1
NL		17	0	2	1	15	1	5	-1	0	0	0	0	0	-1	1	1
AT		58	2	2	0	7	-1	2	0	0	0	0	-2	1	0	1	1
PL		86	-2	1	0	1	0	2	1	0	0	0	0	0	0	0	0
PT		81	0	1	1	1	0	2	-1	0	0	0	0	0	0	0	0
RO		6	-1	87	-2	2	1	1	0	0	0	0	0	0	0	0	0
SI		69	-3	4	0	0	0	1	1	0	0	1	0	0	-1	2	0
SK		71	0	1	0	8	-1	2	1	0	0	0	0	0	0	0	0
FI		1	1	2	0	60	-4	8	0	0	0	0	0	0	0	0	0
SE		1	0	2	1	33	0	5	-1	0	0	0	-1	1	0	0	0
UK		13	0	7	-1	14	-2	16	1	0	0	1	1	3	1	1	0

SD3 Do you consider yourself to be...?
(%)

		Sikh		Buddhist		Hindu		Atheist		Non believer or agnostic		Other		Refusal (SPONTANEOUS)		Don't know
		EB91.4	Diff. EB91.4 - EB90.4	EB91.4	Diff. EB91.4 - EB90.4	EB91.4	Diff. EB91.4 - EB90.4	EB91.4	Diff. EB91.4 - EB90.4	EB91.4	Diff. EB91.4 - EB90.4	EB91.4	Diff. EB91.4 - EB90.4	EB91.4	Diff. EB91.4 - EB90.4	
EU28		0	0	0	-1	0	0	10	1	17	0	4	3	2	1	1
BE		0	0	0	0	0	0	10	1	21	1	4	4	0	0	0
BG		0	0	0	0	0	0	3	0	2	-2	2	2	2	1	2
CZ		0	0	0	0	0	0	22	-1	34	-6	12	11	1	-1	1
DK		0	0	1	0	0	0	9	0	13	-1	5	3	1	0	0
DE		0	0	0	-1	0	0	9	2	21	1	4	3	0	-1	1
EE		0	0	0	-1	0	0	15	1	23	-9	14	10	1	-1	2
IE		0	0	0	0	1	1	3	0	6	-3	3	3	1	0	0
EL		0	0	0	0	0	0	2	1	1	-1	0	0	1	0	0
ES		0	0	0	0	0	0	12	-1	20	1	3	2	1	-1	1
FR		0	0	1	0	0	0	21	2	19	1	5	4	1	0	0
HR		0	0	0	0	0	0	6	3	5	1	2	2	1	0	0
IT		0	0	1	-1	0	0	5	-2	9	5	2	2	5	3	0
CY		0	0	0	0	0	0	1	0	1	0	2	1	0	0	0
LV		0	0	0	0	0	0	6	3	13	-5	8	6	2	1	1
LT		0	0	0	0	0	0	3	0	6	0	3	3	1	0	0
LU		0	0	0	0	0	0	10	3	16	0	6	6	1	0	1
HU		0	0	0	0	0	0	3	-1	17	2	2	1	2	0	0
MT		0	0	0	0	0	0	1	-2	3	-1	3	3	1	0	0
NL		0	0	1	0	0	0	11	0	41	-5	7	4	0	0	0
AT		0	0	1	0	0	0	4	-1	12	-1	8	4	4	-2	0
PL		0	0	0	0	0	0	3	2	3	-2	1	1	1	0	2
PT		0	0	0	0	0	0	4	1	8	-2	2	2	0	-1	1
RO		0	0	0	0	0	0	1	0	0	0	1	1	2	1	0
SI		0	0	0	0	0	0	14	0	4	0	3	3	2	0	0
SK		0	0	0	0	0	0	6	-1	5	-4	4	4	2	1	1
FI		0	0	0	-1	0	0	10	0	14	2	5	4	0	-1	0
SE		0	0	0	0	0	0	16	-2	34	-3	6	5	1	1	1
UK		1	1	0	-1	1	0	9	-1	28	-2	4	3	1	0	1

QC1.4 For each of the following types of discrimination, could you please tell me whether, in your opinion, it is very widespread, fairly widespread, fairly rare or very rare in (OUR COUNTRY)? Discrimination on the basis of...

Sexual orientation (being gay, lesbian or bisexual) (%)

		Very widespread		Fairly widespread		Fairly rare		Very rare		Non-existent (SPONTANEOUS)		Don't know	Total 'Widespread'		Total 'Rare'	
		EB91.4	Diff. EB91.4 - EB83.4	EB91.4	Diff. EB91.4 - EB83.4	EB91.4	Diff. EB91.4 - EB83.4	EB91.4	Diff. EB91.4 - EB83.4	EB91.4	Diff. EB91.4 - EB83.4		EB91.4	Diff. EB91.4 - EB83.4	EB91.4	Diff. EB91.4 - EB83.4
EU28		15	-2	38	-3	27	3	13	4	1	-2	6	53	-5	40	7
BE		13	-3	44	1	33	8	9	-2	1	-1	0	57	-2	42	6
BG		9	-7	20	2	24	0	21	6	6	-3	20	29	-5	45	6
CZ		10	5	24	-1	37	0	23	1	2	-3	4	34	4	60	1
DK		8	-3	33	-3	34	-1	19	7	1	-2	5	41	-6	53	6
DE		7	-2	29	-12	36	5	20	8	2	-1	6	36	-14	56	13
EE		7	-1	27	-1	23	3	21	10	7	-4	15	34	-2	44	13
IE		12	0	36	-1	33	6	11	-5	2	-1	6	48	-1	44	1
EL		17	-8	53	7	24	3	4	-1	0	-1	2	70	-1	28	2
ES		13	2	41	-4	31	6	12	2	1	-2	2	54	-2	43	8
FR		26	0	47	1	17	-1	4	1	0	0	6	73	1	21	0
HR		19	-3	33	-7	20	-1	19	11	1	-1	8	52	-10	39	10
IT		20	-3	49	-1	20	5	6	1	1	-1	4	69	-4	26	6
CY		24	-13	43	1	20	10	9	5	0	-2	4	67	-12	29	15
LV		8	-2	22	-3	18	-2	25	8	6	-7	21	30	-5	43	6
LT		12	-11	38	4	21	3	15	4	2	-2	12	50	-7	36	7
LU		4	-3	23	-8	38	9	23	2	1	-5	11	27	-11	61	11
HU		17	1	29	-4	24	1	18	4	3	-3	9	46	-3	42	5
MT		8	-8	30	-9	34	3	18	11	2	0	8	38	-17	52	14
NL		15	-2	45	-3	27	-1	10	5	1	1	2	60	-5	37	4
AT		16	1	30	-12	32	7	16	9	3	-1	3	46	-11	48	16
PL		14	-4	35	5	24	2	19	7	2	-8	6	49	1	43	9
PT		27	7	44	-5	17	-3	4	0	0	-2	8	71	2	21	-3
RO		17	-7	28	0	23	7	18	8	2	-3	12	45	-7	41	15
SI		11	2	36	3	29	0	17	0	3	0	4	47	5	46	0
SK		6	-5	19	-8	25	-7	30	14	4	-2	16	25	-13	55	7
FI		4	-4	38	-5	43	9	10	3	0	-2	5	42	-9	53	12
SE		6	-5	36	-16	44	16	11	6	1	1	2	42	-21	55	22
UK		16	0	39	-3	27	-3	10	3	1	1	7	55	-3	37	0






























QC1.8 For each of the following types of discrimination, could you please tell me whether, in your opinion, it is very widespread, fairly widespread, fairly rare or very rare in (OUR COUNTRY)? Discrimination on the basis of...

Being transgender (%)

		Very widespread		Fairly widespread		Fairly rare		Very rare		Non-existent (SPONTANEOUS)		Don't know	Total 'Widespread'		Total 'Rare'	
		EB91.4	Diff. EB91.4 - EB83.4	EB91.4	Diff. EB91.4 - EB83.4	EB91.4	Diff. EB91.4 - EB83.4	EB91.4	Diff. EB91.4 - EB83.4	EB91.4	Diff. EB91.4 - EB83.4		EB91.4	Diff. EB91.4 - EB83.4	EB91.4	Diff. EB91.4 - EB83.4
EU28		17	-2	31	-6	22	3	13	4	3	-1	14	48	-8	35	7
BE		17	2	32	-8	35	9	11	0	3	2	2	49	-6	46	9
BG		9	-6	14	-2	19	3	21	5	7	-3	30	23	-8	40	8
CZ		8	3	15	-6	34	1	25	3	4	-1	14	23	-3	59	4
DK		13	1	26	-9	30	6	17	2	1	-3	13	39	-8	47	8
DE		10	-1	21	-19	24	2	20	9	3	0	22	31	-20	44	11
EE		6	-1	18	1	19	5	21	7	9	-6	27	24	0	40	12
IE		13	-2	37	5	24	3	12	-4	2	-2	12	50	3	36	-1
EL		16	-14	41	-2	27	12	7	0	0	-2	9	57	-16	34	12
ES		15	-7	43	-1	23	9	8	1	2	-2	9	58	-8	31	10
FR		25	-1	32	-4	17	-2	9	4	0	-1	17	57	-5	26	2
HR		14	-4	24	-7	22	1	23	11	3	-1	14	38	-11	45	12
IT		25	-3	41	-2	17	2	6	0	2	0	9	66	-5	23	2
CY		19	-20	35	-5	20	13	12	7	0	-3	14	54	-25	32	20
LV		7	1	13	-2	13	-2	30	13	7	-13	30	20	-1	43	11
LT		11	-9	25	-1	16	1	21	6	2	-6	25	36	-10	37	7
LU		4	-7	19	-4	28	11	17	-2	1	-6	31	23	-11	45	9
HU		13	-1	21	-5	20	-3	22	4	8	0	16	34	-6	42	1
MT		8	-10	34	-6	29	5	17	11	2	-1	10	42	-16	46	16
NL		16	-4	38	2	23	4	9	0	2	1	12	54	-2	32	4
AT		19	-1	29	-9	21	2	13	6	3	-1	15	48	-10	34	8
PL		13	-4	29	2	24	6	20	7	3	-11	11	42	-2	44	13
PT		26	4	33	-10	19	-1	6	2	0	-3	16	59	-6	25	1
RO		14	-7	20	-5	25	11	22	10	3	-2	16	34	-12	47	21
SI		13	4	27	-1	25	-1	22	3	3	-1	10	40	3	47	2
SK		6	-4	14	-9	19	-8	32	14	5	-3	24	20	-13	51	6
FI		11	-3	34	-1	27	0	11	4	0	-2	17	45	-4	38	4
SE		20	-4	37	-8	24	7	8	2	1	1	10	57	-12	32	9
UK		20	0	36	-4	20	-4	10	4	2	1	12	56	-4	30	0






























QC1.10 For each of the following types of discrimination, could you please tell me whether, in your opinion, it is very widespread, fairly widespread, fairly rare or very rare in (OUR COUNTRY)? Discrimination on the basis of...

Being intersex (%)

		Very widespread	Fairly widespread	Fairly rare	Very rare	Non-existent (SPONTANEOUS)	Don't know	Total 'Widespread'	Total 'Rare'
EU28		12	27	24	15	3	19	39	39
BE		12	28	37	15	4	4	40	52
BG		8	14	19	21	7	31	22	40
CZ		8	16	32	26	4	14	24	58
DK		6	17	26	23	2	26	23	49
DE		7	17	26	21	5	24	24	47
EE		4	12	19	22	10	33	16	41
IE		12	27	25	13	4	19	39	38
EL		14	40	29	7	1	9	54	36
ES		11	36	24	11	3	15	47	35
FR		17	26	19	12	2	24	43	31
HR		13	24	21	25	4	13	37	46
IT		18	40	19	8	3	12	58	27
CY		18	34	21	12	1	14	52	33
LV		5	12	14	29	7	33	17	43
LT		8	20	17	23	3	29	28	40
LU		3	14	26	19	1	37	17	45
HU		9	18	22	23	9	19	27	45
MT	* 	6	31	25	19	3	16	37	44
NL		9	25	24	15	3	24	34	39
AT		17	26	21	18	3	15	43	39
PL		9	26	28	20	4	13	35	48
PT		23	32	19	7	1	18	55	26
RO		14	19	25	22	3	17	33	47
SI		12	21	26	24	4	13	33	50
SK		5	14	19	34	5	23	19	53
FI		8	24	31	15	1	21	32	46
SE		11	23	27	12	1	26	34	39
UK		14	28	23	13	3	19	42	36






























QC6.2 Using a scale from 1 to 10, please tell me how you would feel about having a person from each of the following groups in the highest elected political position in (OUR COUNTRY). '1' means that you would feel "not at all comfortable" and '10' that you would feel "totally comfortable".

A gay, lesbian or bisexual person (%)

		1 Not at all comfortable		2		3		4		5		6	
		EB91.4	Diff. EB91.4 - EB83.4	EB91.4	Diff. EB91.4 - EB83.4	EB91.4	Diff. EB91.4 - EB83.4	EB91.4	Diff. EB91.4 - EB83.4	EB91.4	Diff. EB91.4 - EB83.4	EB91.4	Diff. EB91.4 - EB83.4
EU28		9	-3	2	-1	3	-1	3	0	8	1	5	1
BE		2	0	1	0	2	0	3	1	7	1	5	1
BG		40	-4	7	2	6	0	7	4	6	-1	5	2
CZ		17	-1	3	-2	5	-3	4	-1	11	-4	6	0
DK		3	1	0	-1	1	-1	1	-1	4	2	2	1
DE		5	-3	2	0	3	-2	2	-1	11	1	5	0
EE		22	-4	3	-1	3	-1	3	0	9	4	4	2
IE		2	-1	1	0	1	-1	2	0	3	-2	4	1
EL		21	-9	6	2	6	0	5	1	11	3	6	2
ES		2	-1	0	-1	1	-1	1	0	6	2	3	0
FR		6	-1	2	0	2	0	2	0	8	0	3	-1
HR		16	-5	5	-3	5	-1	7	3	9	1	6	2
IT		11	4	4	0	5	0	4	-1	8	0	8	0
CY		35	-7	3	-4	3	-1	3	1	8	-1	4	2
LV		35	-6	3	0	4	0	3	0	8	1	2	-1
LT		44	-5	4	0	5	1	3	1	8	-2	3	1
LU		1	-4	1	1	0	-1	1	-1	3	0	2	0
HU		24	3	3	-1	6	0	7	1	12	2	8	3
MT		4	-5	1	-3	3	0	1	-1	7	0	3	-1
NL		1	0	0	0	1	0	0	-1	2	-1	2	-1
AT		9	-5	4	0	4	0	6	2	9	4	9	3
PL		14	-9	4	1	6	3	7	3	10	2	8	2
PT		7	-2	2	-2	2	-3	4	-1	11	5	6	3
RO		32	-14	6	2	8	4	6	2	9	3	8	4
SI		13	-6	5	1	3	0	3	-1	13	5	4	1
SK		16	-12	4	-2	7	-1	5	-1	9	-4	4	-1
FI		5	-4	2	-3	3	-2	4	-1	11	-1	5	0
SE		1	-1	0	0	1	0	1	0	3	0	2	1
UK		3	-4	0	-1	1	-1	1	-1	4	-3	1	-2






























QC6.2 Using a scale from 1 to 10, please tell me how you would feel about having a person from each of the following groups in the highest elected political position in (OUR COUNTRY). '1' means that you would feel "not at all comfortable" and '10' that you would feel "totally comfortable".

A gay, lesbian or bisexual person (%)

	7		8		9		10 Totally comfortable		Indifferent (SPONTANEOUS)		Don't know
	EB91.4	Diff. EB91.4 - EB83.4	EB91.4	Diff. EB91.4 - EB83.4	EB91.4	Diff. EB91.4 - EB83.4	EB91.4	Diff. EB91.4 - EB83.4	EB91.4	Diff. EB91.4 - EB83.4	
EU28 	6	0	8	0	7	1	44	10	2	-9	3
BE 	12	3	13	-5	11	1	44	1	0	-3	0
BG 	4	1	3	1	3	1	8	1	3	-8	8
CZ 	6	0	6	2	5	2	36	26	0	-19	1
DK 	3	2	4	0	7	3	64	3	8	-11	3
DE 	4	-2	8	0	5	-1	47	26	4	-21	4
EE 	4	1	5	3	6	3	26	14	8	-23	7
IE 	4	1	10	4	10	5	60	-6	1	-3	2
EL 	8	2	10	3	7	1	19	-1	0	-4	1
ES 	6	0	11	2	9	4	55	5	4	-10	2
FR 	5	-1	10	0	8	1	50	5	0	-5	4
HR 	7	2	6	-1	7	0	26	5	2	-4	4
IT 	10	0	13	1	10	2	23	5	1	-10	3
CY 	4	2	6	3	4	1	26	5	1	-3	3
LV 	4	0	3	0	3	1	22	10	7	-9	6
LT 	3	1	4	1	3	0	16	4	2	-6	5
LU 	4	1	6	2	11	7	62	11	4	-19	5
HU 	7	1	6	0	6	1	14	-4	2	-9	5
MT 	8	1	8	1	17	11	40	-1	2	-7	6
NL 	2	-5	7	-5	6	-1	78	18	1	-4	0
AT 	7	2	11	4	6	1	29	10	3	-20	3
PL 	5	-1	5	1	6	3	32	-2	1	-3	2
PT 	9	5	8	4	4	-3	37	7	5	-16	5
RO 	8	5	4	1	4	2	9	1	2	-6	4
SI 	5	1	9	4	8	5	33	4	2	-13	2
SK 	4	0	5	2	3	1	32	28	2	-17	9
FI 	6	2	9	2	8	4	38	22	7	-20	2
SE 	3	0	4	-1	4	1	79	3	1	-3	1
UK 	2	-2	4	-2	5	-1	76	17	1	-1	2

QC6R.2 Using a scale from 1 to 10, please tell me how you would feel about having a person from each of the following groups in the highest elected political position in (OUR COUNTRY). '1' means that you would feel "not at all comfortable" and '10' that you would feel "totally comfortable".

A gay, lesbian or bisexual person (%)

		Total 'Uncomfortable'		Total 'Moderately comfortable'		Total 'Comfortable'		Average	
		EB91.4	Diff. EB91.4 - EB83.4	EB91.4	Diff. EB91.4 - EB83.4	EB91.4	Diff. EB91.4 - EB83.4	EB91.4	Diff. EB91.4 - EB83.4
EU28		18	-3	13	1	64	10	7.5	0.5
BE		8	1	12	2	79	-1	8.1	-0.2
BG		60	2	11	1	18	4	3.6	0.4
CZ		29	-6	17	-4	53	29	6.5	1.6
DK		5	-2	6	3	78	8	9.0	0.0
DE		12	-6	16	1	64	23	7.8	1.2
EE		30	-7	13	5	41	22	5.9	1.6
IE		6	-2	7	-1	84	4	8.8	0.1
EL		38	-7	17	5	44	5	5.6	0.5
ES		4	-4	9	2	81	12	8.7	0.3
FR		11	-3	11	0	74	6	8.1	0.3
HR		34	-4	15	2	45	5	6.0	0.5
IT		24	3	17	2	55	6	6.6	0.0
CY		44	-11	12	1	40	11	5.2	0.9
LV		45	-6	11	1	32	11	4.8	1.0
LT		56	-3	11	-1	26	6	4.1	0.5
LU		2	-6	5	0	84	22	9.2	0.6
HU		40	3	20	5	33	-2	5.1	-0.2
MT		10	-7	9	-3	73	12	8.1	0.7
NL		3	0	3	-4	93	8	9.4	0.5
AT		24	-3	18	7	52	17	6.7	0.8
PL		30	-4	18	5	49	2	6.4	0.4
PT		16	-6	17	7	57	12	7.2	0.4
RO		52	-7	17	7	26	11	4.3	1.1
SI		23	-7	18	7	55	13	6.7	0.6
SK		32	-16	12	-7	45	33	6.2	2.5
FI		14	-10	16	-1	61	30	7.5	1.6
SE		3	-1	5	1	90	3	9.3	0.1
UK		5	-7	6	-4	86	10	9.1	0.9






























*Scale: Uncomfortable (1 to 4), Moderately comfortable (5 and 6), Comfortable (7 to 10)

May 2019

Tables

QC6.10 Using a scale from 1 to 10, please tell me how you would feel about having a person from each of the following groups in the highest elected political position in (OUR COUNTRY). '1' means that you would feel "not at all comfortable" and '10' that you would feel "totally comfortable".

A transgender person (%)






























		1 Not at all comfortable		2		3		4		5		6	
		EB91.4	Diff. EB91.4 - EB83.4	EB91.4	Diff. EB91.4 - EB83.4	EB91.4	Diff. EB91.4 - EB83.4	EB91.4	Diff. EB91.4 - EB83.4	EB91.4	Diff. EB91.4 - EB83.4	EB91.4	Diff. EB91.4 - EB83.4
EU28		12	-4	3	-1	4	-1	4	0	9	1	6	0
BE		6	0	4	2	5	-1	4	-1	8	-3	9	2
BG		40	-6	9	3	7	2	5	3	5	-1	4	0
CZ		22	-4	5	-2	6	0	6	-1	12	-1	4	-3
DK		8	3	3	1	3	0	3	-1	7	1	4	0
DE		9	-5	3	-2	5	-3	3	-2	11	1	4	-1
EE		26	-6	4	0	3	-3	4	1	9	1	5	2
IE		4	-3	2	-1	2	-1	3	-1	7	1	4	-2
EL		23	-16	9	3	8	2	8	2	11	4	6	2
ES		3	-4	0	-2	2	0	2	0	8	3	4	-1
FR		11	-3	3	-2	3	-2	4	0	11	1	4	-2
HR		18	-3	5	-5	5	0	7	2	11	2	7	1
IT		16	7	6	0	6	0	6	0	11	2	11	1
CY		34	-18	5	-1	5	1	3	1	10	4	4	0
LV		42	-8	3	-1	5	-1	4	1	7	0	2	-1
LT		46	-10	7	3	3	-1	3	0	8	0	3	1
LU		4	-5	2	0	1	-2	3	0	7	1	4	1
HU		25	1	5	-1	8	3	6	0	10	0	8	2
MT		6	-7	3	-2	4	1	4	0	8	-1	4	-2
NL		2	-2	1	0	1	-1	2	-3	5	-3	3	-5
AT		15	-4	3	-1	5	0	8	4	10	4	10	3
PL		16	-9	5	0	6	1	6	2	10	2	7	1
PT		12	0	2	-1	3	-2	4	-1	15	9	6	1
RO		33	-13	5	2	7	3	7	3	11	5	7	3
SI		18	-7	5	1	5	0	4	1	13	5	5	0
SK		18	-13	4	-4	8	-1	4	-3	9	-2	4	-2
FI		8	-6	2	-5	3	-5	6	-1	12	2	6	1
SE		4	1	1	0	2	-1	3	0	5	0	2	-1
UK		6	-4	1	-1	1	-1	1	-2	5	-4	2	-2

May 2019

Tables






























QC6.10 Using a scale from 1 to 10, please tell me how you would feel about having a person from each of the following groups in the highest elected political position in (OUR COUNTRY). '1' means that you would feel "not at all comfortable" and '10' that you would feel "totally comfortable".

A transgender person (%)

	7		8		9		10 Totally comfortable		Indifferent (SPONTANEOUS)		Don't know
	EB91.4	Diff. EB91.4 - EB83.4	EB91.4	Diff. EB91.4 - EB83.4	EB91.4	Diff. EB91.4 - EB83.4	EB91.4	Diff. EB91.4 - EB83.4	EB91.4	Diff. EB91.4 - EB83.4	
EU28 	6	0	7	1	6	1	35	9	2	-8	6
BE 	11	-1	13	-1	8	1	29	3	2	0	1
BG 	3	1	2	0	3	2	7	2	3	-7	12
CZ 	5	2	5	1	3	0	25	19	0	-16	7
DK 	4	2	4	-2	4	0	45	0	7	-10	8
DE 	5	0	7	2	5	1	33	19	5	-16	10
EE 	4	3	4	2	3	1	17	8	8	-14	13
IE 	6	1	7	2	7	2	51	1	1	-5	6
EL 	6	0	7	2	5	1	13	0	1	-2	3
ES 	5	-2	10	2	9	5	49	6	3	-9	5
FR 	6	0	9	1	4	-1	37	9	1	-4	7
HR 	6	2	5	1	5	-1	20	1	3	-3	8
IT 	9	0	9	1	6	-2	14	1	1	-9	5
CY 	2	-1	6	3	2	0	22	9	1	-3	6
LV 	3	1	3	1	2	0	15	8	5	-7	9
LT 	3	1	4	1	2	0	12	4	1	-6	8
LU 	6	2	9	1	9	6	41	6	3	-15	11
HU 	6	0	5	-1	4	0	11	-4	5	-5	7
MT 	7	1	8	2	11	6	35	3	3	-5	7
NL 	7	-4	8	-2	5	-1	65	26	1	-4	0
AT 	7	2	7	1	6	1	20	5	3	-15	6
PL 	7	2	6	2	4	0	28	0	1	-3	4
PT 	7	3	7	3	4	-3	25	-2	4	-15	11
RO 	7	4	4	2	4	2	9	1	2	-7	4
SI 	5	2	8	5	7	4	25	1	2	-12	3
SK 	4	2	3	1	3	1	26	23	3	-11	14
FI 	6	3	8	2	7	3	29	17	6	-16	7
SE 	6	0	7	0	5	-1	60	3	2	-2	3
UK 	4	-1	3	-4	5	-1	68	19	1	-1	3

QC6R.10 Using a scale from 1 to 10, please tell me how you would feel about having a person from each of the following groups in the highest elected political position in (OUR COUNTRY). '1' means that you would feel "not at all comfortable" and '10' that you would feel "totally comfortable".






























A transgender person (%)

		Total 'Uncomfortable'		Total 'Moderately comfortable'		Total 'Comfortable'		Average	
		EB91.4	Diff. EB91.4 - EB83.4	EB91.4	Diff. EB91.4 - EB83.4	EB91.4	Diff. EB91.4 - EB83.4	EB91.4	Diff. EB91.4 - EB83.4
EU28		24	-5	15	1	53	10	6.8	0.7
BE		19	0	17	-1	61	2	7.1	0.2
BG		61	2	9	-1	15	5	3.3	0.5
CZ		39	-6	16	-4	38	21	5.5	1.4
DK		17	3	11	2	57	0	7.6	-0.3
DE		20	-12	16	1	50	22	6.9	1.6
EE		37	-8	14	4	28	14	5.0	1.3
IE		10	-7	11	0	72	6	8.2	0.5
EL		47	-10	17	6	32	4	4.8	0.6
ES		7	-6	11	1	74	12	8.4	0.6
FR		21	-8	15	-1	56	9	7.0	0.8
HR		35	-5	18	3	36	3	5.6	0.4
IT		34	7	22	3	38	0	5.5	-0.4
CY		48	-16	13	3	32	11	4.7	1.2
LV		54	-8	9	-1	23	9	3.9	0.9
LT		59	-9	11	2	21	6	3.6	0.6
LU		10	-6	11	1	65	15	8.0	0.7
HU		43	1	18	2	27	-3	4.7	-0.2
MT		17	-8	12	-3	61	11	7.4	0.8
NL		6	-6	8	-8	85	19	8.8	1.1
AT		31	-1	20	7	40	9	5.9	0.5
PL		33	-6	18	4	44	3	6.0	0.4
PT		21	-4	20	9	43	1	6.4	-0.1
RO		52	-5	18	9	24	8	4.2	0.9
SI		32	-5	17	4	46	13	6.0	0.6
SK		34	-20	13	-4	36	26	5.7	2.3
FI		19	-17	18	3	50	25	6.9	1.8
SE		10	0	8	0	78	1	8.4	0.0
UK		9	-9	7	-6	80	14	8.7	1.2

*Scale: Uncomfortable (1 to 4), Moderately comfortable (5 and 6), Comfortable (7 to 10)


QC6.11 Using a scale from 1 to 10, please tell me how you would feel about having a person from each of the following groups in the highest elected political position in (OUR COUNTRY). '1' means that you would feel "not at all comfortable" and '10' that you would feel "totally comfortable".

An intersex person (%)

		1 Not at all comfortable	2	3	4	5	6	7	8	9	10 Totally comfortable	Indifferent (SPONTANEOUS)	Don't know
EU28		11	3	4	4	9	5	6	7	5	36	3	7
BE		5	3	6	4	11	6	12	13	8	29	2	1
BG		38	9	6	6	5	4	3	2	3	8	2	14
CZ		20	4	5	6	12	5	4	5	4	26	1	8
DK		5	1	2	2	8	3	4	5	4	46	9	11
DE		8	3	4	3	10	5	5	7	6	35	5	9
EE		23	3	4	3	7	4	4	5	3	18	9	17
IE		5	2	2	2	7	5	5	8	7	49	1	7
EL		23	9	7	7	13	5	6	8	4	14	0	4
ES		2	1	1	2	7	3	5	10	9	48	4	8
FR		9	2	3	2	11	3	6	9	5	40	1	9
HR		17	4	5	7	11	7	6	5	6	20	4	8
IT		12	5	6	5	10	9	10	11	7	16	1	8
CY		36	4	5	3	9	4	3	5	3	22	1	5
LV		36	3	5	3	9	3	3	3	2	16	6	11
LT		45	5	4	3	7	5	3	3	3	13	1	8
LU		3	2	1	2	5	4	5	8	8	43	4	15
HU		26	4	5	6	11	7	5	5	6	11	5	9
MT		4	2	4	2	7	4	5	9	15	35	2	11
NL		1	1	2	1	5	3	5	7	5	66	2	2
AT		12	4	6	6	10	9	7	8	6	21	4	7
PL		14	4	5	7	11	8	6	5	5	29	2	4
PT		12	2	3	5	16	5	8	5	3	25	4	12
RO		32	5	6	8	10	8	7	5	3	9	2	5
SI		18	5	4	4	12	4	5	8	7	25	2	6
SK		17	4	7	4	8	5	4	3	3	27	3	15
FI		7	3	3	4	12	6	5	8	6	31	6	9
SE		3	1	2	2	5	2	4	5	5	61	2	8
UK		5	1	1	1	5	2	3	4	5	67	1	5

QC6R.11 Using a scale from 1 to 10, please tell me how you would feel about having a person from each of the following groups in the highest elected political position in (OUR COUNTRY). '1' means that you would feel "not at all comfortable" and '10' that you would feel "totally comfortable".






























An intersex person (%)

		Total 'Uncomfortable'	Total 'Moderately comfortable'	Total 'Comfortable'	Average
EU28		21	14	54	7.0
BE		17	17	63	7.1
BG		58	10	16	3.5
CZ		36	17	39	5.7
DK		10	10	59	8.0
DE		17	16	53	7.1
EE		33	12	29	5.2
IE		11	12	69	8.1
EL		45	18	33	4.9
ES		6	10	72	8.4
FR		16	15	59	7.3
HR		33	18	37	5.7
IT		28	19	44	6.0
CY		49	12	33	4.8
LV		46	12	24	4.3
LT		57	12	22	3.8
LU		8	9	64	8.3
HU		41	18	27	4.7
MT		11	11	64	7.9
NL		4	8	84	8.9
AT		28	19	42	6.1
PL		30	19	45	6.2
PT		21	21	42	6.3
RO		51	18	24	4.3
SI		31	17	45	6.0
SK		33	12	37	5.9
FI		17	18	50	7.0
SE		8	7	75	8.6
UK		8	7	79	8.8

*Scale: Uncomfortable (1 to 4), Moderately comfortable (5 and 6), Comfortable (7 to 10)






























QC9.5 Do you think that enough is being done to promote diversity in your work place as far as each of the following is concerned?

Sexual orientation (being gay, lesbian or bisexual) (%)

		Yes, definitely		Yes, to some extent		No, not really		No, definitely not		There is no need to promote diversity (SPONTANEOUS)		Not applicable (SPONTANEOUS)		Don't know		Total 'Yes'		Total 'No'	
		EB91.4	Diff. EB91.4 - EB83.4	EB91.4	Diff. EB91.4 - EB83.4	EB91.4	Diff. EB91.4 - EB83.4	EB91.4	Diff. EB91.4 - EB83.4	EB91.4	Diff. EB91.4 - EB83.4	EB91.4	Diff. EB91.4 - EB83.4	EB91.4	Diff. EB91.4 - EB83.4	EB91.4	Diff. EB91.4 - EB83.4	EB91.4	Diff. EB91.4 - EB83.4
EU28		12	4	14	2	11	1	7	1	2	-4	49	-5	5	26	6	18	2	
BE		10	1	20	5	12	2	4	0	1	-2	52	-4	1	30	6	16	2	
BG		3	1	6	3	10	4	16	4	4	-11	46	-10	15	9	4	26	8	
CZ		11	5	13	2	12	-1	12	2	2	-8	42	-5	8	24	7	24	1	
DK		17	5	13	5	8	1	4	2	2	-4	50	-9	6	30	10	12	3	
DE		17	8	17	5	6	-5	4	0	3	-2	47	-7	6	34	13	10	-5	
EE		9	5	7	2	10	6	8	0	7	-8	46	-2	13	16	7	18	6	
IE		17	4	20	3	9	1	3	-1	1	-3	43	-11	7	37	7	12	0	
EL		4	2	17	7	19	6	7	-4	1	-5	51	-6	1	21	9	26	2	
ES		10	5	15	6	12	3	5	-4	1	-4	53	-8	4	25	11	17	-1	
FR		13	4	16	5	7	-1	4	0	1	-1	51	-5	8	29	9	11	-1	
HR		6	1	9	1	15	4	13	4	2	-4	51	-7	4	15	2	28	8	
IT		2	0	12	0	20	2	12	3	1	-6	51	0	2	14	0	32	5	
CY		5	1	20	11	15	3	8	-6	2	-2	44	-7	6	25	12	23	-3	
LV		6	2	7	2	6	2	12	7	6	-8	52	-4	11	13	4	18	9	
LT		5	1	4	0	6	-1	13	4	6	-4	51	-5	15	9	1	19	3	
LU		15	8	17	2	7	1	3	-1	2	-3	45	-9	11	32	10	10	0	
HU		5	2	9	1	15	6	16	8	3	-9	41	-17	11	14	3	31	14	
MT		10	-2	20	2	10	-1	2	0	0	-4	54	3	4	30	0	12	-1	
NL		17	2	11	1	9	0	7	4	4	-4	49	-3	3	28	3	16	4	
AT		9	4	17	-3	11	-4	7	3	4	-6	47	6	5	26	1	18	-1	
PL		3	-1	14	4	20	10	10	3	2	-18	45	-1	6	17	3	30	13	
PT		2	-1	9	1	20	7	15	2	2	-4	43	-11	9	11	0	35	9	
RO		4	1	11	5	13	6	13	3	1	-4	51	-13	7	15	6	26	9	
SI		11	5	16	7	12	2	7	4	2	-5	48	-11	4	27	12	19	6	
SK		7	3	15	4	9	-2	7	0	3	-5	43	-10	16	22	7	16	-2	
FI		11	5	14	2	12	-3	2	0	3	-4	53	2	5	25	7	14	-3	
SE		26	9	9	0	8	-2	3	1	4	-2	44	-3	6	35	9	11	-1	
UK		27	6	14	-3	4	-2	2	1	1	0	47	-3	5	41	3	6	-1	






























QC9.10 Do you think that enough is being done to promote diversity in your work place as far as each of the following is concerned?

Being transgender (%)

	Yes, definitely		Yes, to some extent		No, not really		No, definitely not		There is no need to promote diversity (SPONTANEOUS)		Not applicable (SPONTANEOUS)		Don't know		Total 'Yes'		Total 'No'	
	EB91.4	Diff. EB91.4 - EB83.4	EB91.4	Diff. EB91.4 - EB83.4	EB91.4	Diff. EB91.4 - EB83.4	EB91.4	Diff. EB91.4 - EB83.4	EB91.4	Diff. EB91.4 - EB83.4	EB91.4	Diff. EB91.4 - EB83.4	EB91.4	Diff. EB91.4 - EB83.4	EB91.4	Diff. EB91.4 - EB83.4	EB91.4	Diff. EB91.4 - EB83.4
EU28 	9	3	11	2	12	1	9	1	2	-4	49	-5	8	20	5	21	2	
BE 	5	-1	12	1	19	7	6	0	3	0	53	-4	2	17	0	25	7	
BG 	3	1	4	1	10	6	16	3	3	-12	47	-9	17	7	2	26	9	
CZ 	7	2	10	0	12	0	15	3	3	-6	42	-6	11	17	2	27	3	
DK 	11	2	11	7	10	2	5	0	2	-3	51	-8	10	22	9	15	2	
DE 	11	6	12	2	9	-1	5	-2	4	-2	48	-7	11	23	8	14	-3	
EE 	8	5	6	2	7	4	10	1	8	-7	47	-1	14	14	7	17	5	
IE 	14	5	16	3	12	4	5	-2	1	-4	42	-15	10	30	8	17	2	
EL 	2	0	11	3	20	7	11	-3	1	-4	52	-5	3	13	3	31	4	
ES 	9	6	11	5	15	5	6	-6	1	-3	53	-8	5	20	11	21	-1	
FR 	7	1	9	1	7	-1	8	2	2	0	52	-5	15	16	2	15	1	
HR 	5	1	8	2	15	5	13	3	2	-5	52	-7	5	13	3	28	8	
IT 	1	-1	7	-3	20	3	16	5	2	-4	51	-1	3	8	-4	36	8	
CY 	5	2	17	8	12	1	10	-4	2	-3	44	-8	10	22	10	22	-3	
LV 	4	1	4	0	7	3	13	7	5	-7	53	-5	14	8	1	20	10	
LT 	4	1	4	0	7	0	13	5	5	-5	51	-6	16	8	1	20	5	
LU 	5	-1	13	8	8	1	6	1	2	-2	46	-10	20	18	7	14	2	
HU 	5	2	8	1	13	4	14	5	5	-6	42	-17	13	13	3	27	9	
MT 	7	-2	18	7	11	-2	2	-2	0	-5	55	2	7	25	5	13	-4	
NL 	9	3	8	1	13	4	10	1	4	-2	50	-5	6	17	4	23	5	
AT 	4	1	13	-2	12	-5	10	3	4	-6	50	8	7	17	-1	22	-2	
PL 	4	1	13	4	19	8	10	4	3	-17	45	-2	6	17	5	29	12	
PT 	1	-2	5	-2	17	5	20	5	2	-2	43	-11	12	6	-4	37	10	
RO 	3	0	10	5	13	7	14	3	2	-3	50	-15	8	13	5	27	10	
SI 	9	5	12	4	13	5	10	4	2	-5	48	-12	6	21	9	23	9	
SK 	7	4	13	4	8	-3	8	-1	3	-4	43	-10	18	20	8	16	-4	
FI 	8	4	12	2	15	-1	1	-1	3	-4	54	3	7	20	6	16	-2	
SE 	18	5	9	2	10	0	5	0	4	-2	44	-3	10	27	7	15	0	
UK 	23	7	13	-2	7	-1	3	0	1	-1	47	-4	6	36	5	10	-1	

QC9.11 Do you think that enough is being done to promote diversity in your work place as far as each of the following is concerned?

Being intersex (%)

		Yes, definitely	Yes, to some extent	No, not really	No, definitely not	There is no need to promote diversity (SPONTANEOUS)	Not applicable (SPONTANEOUS)	Don't know	Total 'Yes'	Total 'No'
EU28		9	11	12	8	2	49	9	20	20
BE		6	14	17	6	3	53	1	20	23
BG		3	6	8	16	4	46	17	9	24
CZ		8	11	11	15	3	42	10	19	26
DK		11	10	9	6	3	51	10	21	15
DE		11	13	9	4	4	48	11	24	13
EE		7	6	8	9	8	47	15	13	17
IE		13	15	11	5	2	43	11	28	16
EL		2	12	20	11	1	52	2	14	31
ES		8	11	13	7	1	54	6	19	20
FR		8	9	8	6	1	52	16	17	14
HR		6	7	15	13	2	52	5	13	28
IT		2	9	19	14	2	51	3	11	33
CY		4	17	12	11	2	44	10	21	23
LV		5	5	5	14	5	53	13	10	19
LT		5	3	7	13	5	51	16	8	20
LU		6	13	8	5	3	46	19	19	13
HU		4	7	12	17	5	42	13	11	29
MT		9	18	11	2	0	54	6	27	13
NL		9	9	11	10	4	49	8	18	21
AT		5	12	12	10	4	50	7	17	22
PL		3	14	18	11	3	45	6	17	29
PT		2	5	17	19	2	44	11	7	36
RO		3	9	14	13	2	51	8	12	27
SI		8	12	13	10	2	48	7	20	23
SK		6	14	8	8	3	43	18	20	16
FI		8	13	14	1	4	54	6	21	15
SE		15	8	10	4	4	45	14	23	14
UK		22	13	6	3	2	48	6	35	9

QC9RA.5 Do you think that enough is being done to promote diversity in your work place as far as each of the following is concerned?

Sexual orientation (being gay, lesbian or bisexual) (%)

(WITHOUT CODE 6 'NOT APPLICABLE')

		Yes, definitely		Yes, to some extent		No, not really		No, definitely not		There is no need to promote diversity (SPONTANEOUS)		Don't know	Total 'Yes'		Total 'No'	
		EB91.4	Diff. EB91.4 - EB83.4	EB91.4	Diff. EB91.4 - EB83.4	EB91.4	Diff. EB91.4 - EB83.4	EB91.4	Diff. EB91.4 - EB83.4	EB91.4	Diff. EB91.4 - EB83.4		EB91.4	Diff. EB91.4 - EB83.4	EB91.4	Diff. EB91.4 - EB83.4
EU28		23	6	27	2	22	0	13	0	4	-10	11	50	8	35	0
BE		21	1	43	9	26	3	8	0	1	-7	1	64	10	34	3
BG		6	2	12	4	18	5	29	1	7	-27	28	18	6	47	6
CZ		19	8	23	1	20	-5	22	3	3	-15	13	42	9	42	-2
DK		34	5	27	8	17	-1	8	3	3	-11	11	61	13	25	2
DE		32	12	32	6	12	-13	7	-1	6	-5	11	64	18	19	-14
EE		17	10	12	3	18	10	16	0	14	-14	23	29	13	34	10
IE		30	1	34	-3	16	0	5	-4	2	-7	13	64	-2	21	-4
EL		9	5	34	12	39	8	14	-12	2	-13	2	43	17	53	-4
ES		22	10	32	10	25	1	11	-12	2	-11	8	54	20	36	-11
FR		26	7	33	7	14	-4	8	-1	2	-3	17	59	14	22	-5
HR		12	0	19	1	31	4	26	5	4	-11	8	31	1	57	9
IT		5	0	24	0	41	5	24	5	2	-11	4	29	0	65	10
CY		10	2	35	17	26	1	15	-13	3	-6	11	45	19	41	-12
LV		13	3	14	3	13	3	25	13	12	-18	23	27	6	38	16
LT		11	1	9	0	13	-2	26	6	11	-12	30	20	1	39	4
LU		27	11	32	-1	13	1	5	-3	3	-8	20	59	10	18	-2
HU		8	0	16	-4	25	4	26	8	6	-22	19	24	-4	51	12
MT		22	-2	44	6	22	0	3	0	0	-8	9	66	4	25	0
NL		33	3	22	1	18	-1	14	7	7	-10	6	55	4	32	6
AT		16	8	33	-2	21	-4	13	6	8	-8	9	49	6	34	2
PL		6	-1	25	6	36	17	19	6	4	-33	10	31	5	55	23
PT		4	-2	16	-1	35	7	27	-2	3	-10	15	20	-3	62	5
RO		9	-1	21	5	26	7	27	-1	2	-11	15	30	4	53	6
SI		21	7	30	9	23	-1	15	7	3	-15	8	51	16	38	6
SK		12	5	26	2	15	-9	13	-1	5	-13	29	38	7	28	-10
FI		24	11	30	6	26	-4	3	0	6	-9	11	54	17	29	-4
SE		46	13	17	0	14	-4	5	0	8	-3	10	63	13	19	-4
UK		51	9	26	-8	8	-4	4	2	2	-1	9	77	1	12	-2






























May 2019

Tables

QC9RA.10 Do you think that enough is being done to promote diversity in your work place as far as each of the following is concerned?

Being transgender (%)






























(WITHOUT CODE 6 'NOT APPLICABLE')

		Yes, definitely		Yes, to some extent		No, not really		No, definitely not		There is no need to promote diversity (SPONTANEOUS)		Don't know		Total 'Yes'		Total 'No'	
		EB91.4	Diff. EB91.4 - EB83.4	EB91.4	Diff. EB91.4 - EB83.4	EB91.4	Diff. EB91.4 - EB83.4	EB91.4	Diff. EB91.4 - EB83.4	EB91.4	Diff. EB91.4 - EB83.4	EB91.4	Diff. EB91.4 - EB83.4	EB91.4	Diff. EB91.4 - EB83.4	EB91.4	Diff. EB91.4 - EB83.4
EU28		17	4	21	1	24	1	17	0	5	-9	16	38	5	41	1	
BE		11	-2	27	3	40	12	13	-2	6	-1	3	38	1	53	10	
BG		6	1	7	1	18	8	31	1	6	-28	32	13	2	49	9	
CZ		13	4	18	-1	20	-3	27	3	4	-13	18	31	3	47	0	
DK		22	0	22	11	20	1	11	-1	5	-7	20	44	11	31	0	
DE		22	10	22	-1	18	-3	9	-7	7	-6	22	44	9	27	-10	
EE		14	8	11	4	14	7	19	2	15	-13	27	25	12	33	9	
IE		24	3	27	-4	22	2	8	-7	2	-10	17	51	-1	30	-5	
EL		5	1	23	6	41	10	23	-9	3	-10	5	28	7	64	1	
ES		18	10	24	9	31	6	13	-18	3	-8	11	42	19	44	-12	
FR		15	1	19	1	15	-4	16	3	3	-1	32	34	2	31	-1	
HR		11	2	16	1	32	6	26	2	4	-13	11	27	3	58	8	
IT		3	-2	15	-6	41	6	31	8	3	-10	7	18	-8	72	14	
CY		9	3	30	12	22	-2	18	-12	3	-6	18	39	15	40	-14	
LV		9	1	8	-1	15	5	28	15	11	-17	29	17	0	43	20	
LT		8	0	8	-1	13	-2	27	9	11	-13	33	16	-1	40	7	
LU		9	-5	25	13	14	-2	11	0	4	-6	37	34	8	25	-2	
HU		8	1	14	-3	22	1	24	2	9	-18	23	22	-2	46	3	
MT		17	-3	40	16	25	-3	4	-4	0	-11	14	57	13	29	-7	
NL		19	5	16	1	26	6	20	1	7	-7	12	35	6	46	7	
AT		9	3	26	0	25	-4	20	9	7	-11	13	35	3	45	5	
PL		7	1	24	7	35	14	18	7	5	-33	11	31	8	53	21	
PT		3	-2	9	-7	30	3	35	2	3	-6	20	12	-9	65	5	
RO		5	-5	21	7	25	8	28	-2	5	-9	16	26	2	53	6	
SI		16	6	23	2	25	5	19	5	5	-12	12	39	8	44	10	
SK		12	5	23	5	14	-10	14	-4	6	-9	31	35	10	28	-14	
FI		17	9	26	5	32	-1	3	-1	7	-7	15	43	14	35	-2	
SE		32	7	16	3	19	0	9	-1	7	-3	17	48	10	28	-1	
UK		43	10	25	-6	12	-5	6	0	3	-1	11	68	4	18	-5	

QC9RA.11 Do you think that enough is being done to promote diversity in your work place as far as each of the following is concerned?

Being intersex (%)

(WITHOUT CODE 6 'NOT APPLICABLE')

		Yes, definitely	Yes, to some extent	No, not really	No, definitely not	There is no need to promote diversity (SPONTANEOUS)	Don't know	Total 'Yes'	Total 'No'
EU28		17	22	23	16	5	17	39	39
BE		12	30	36	13	6	3	42	49
BG		5	10	15	30	8	32	15	45
CZ		13	19	19	26	5	18	32	45
DK		24	21	19	11	5	20	45	30
DE		21	25	17	8	7	22	46	25
EE		13	11	15	18	15	28	24	33
IE		22	26	20	9	3	20	48	29
EL		4	25	40	23	3	5	29	63
ES		17	24	29	15	2	13	41	44
FR		17	18	16	13	3	33	35	29
HR		12	15	31	28	4	10	27	59
IT		4	19	38	28	4	7	23	66
CY		8	31	22	19	3	17	39	41
LV		11	10	12	29	11	27	21	41
LT		9	7	14	27	11	32	16	41
LU		11	25	14	10	4	36	36	24
HU		6	13	22	29	8	22	19	51
MT		19	39	25	4	0	13	58	29
NL		18	17	22	19	8	16	35	41
AT		10	25	24	20	8	13	35	44
PL		5	25	33	20	5	12	30	53
PT		3	9	31	34	3	20	12	65
RO		7	19	28	26	4	16	26	54
SI		16	23	25	19	4	13	39	44
SK		11	24	14	13	6	32	35	27
FI		18	28	30	3	7	14	46	33
SE		28	14	18	8	7	25	42	26
UK		43	24	12	5	4	12	67	17






























QC11.6 Are you in favour or opposed to providing anonymous information about ... as part of a census or statistical survey, if that could help to combat discrimination in (OUR COUNTRY)?

Your sexual orientation (%)

		Totally in favour		Somewhat in favour		Somewhat opposed		Totally opposed		Don't know	Total 'In favour'		Total 'Opposed'	
		EB91.4	Diff. EB91.4 - EB83.4	EB91.4	Diff. EB91.4 - EB83.4	EB91.4	Diff. EB91.4 - EB83.4	EB91.4	Diff. EB91.4 - EB83.4		EB91.4	Diff. EB91.4 - EB83.4	EB91.4	Diff. EB91.4 - EB83.4
EU28		34	-2	28	1	16	1	16	1	6	62	-1	32	2
BE		29	3	44	7	17	-6	7	-3	3	73	10	24	-9
BG		28	-8	26	4	13	3	21	4	12	54	-4	34	7
CZ		28	4	23	-1	20	0	26	-2	3	51	3	46	-2
DK		67	-1	12	-1	6	1	8	0	7	79	-2	14	1
DE		27	-3	19	-7	21	-2	26	10	7	46	-10	47	8
EE		37	-2	32	4	11	2	9	-2	11	69	2	20	0
IE		43	-6	31	4	12	4	6	-2	8	74	-2	18	2
EL		28	-1	28	0	18	1	21	-2	5	56	-1	39	-1
ES		38	-4	31	11	10	0	12	-6	9	69	7	22	-6
FR		39	0	27	2	14	2	14	-4	6	66	2	28	-2
HR		29	2	34	-1	16	-4	18	6	3	63	1	34	2
IT		26	-11	35	-1	20	9	16	6	3	61	-12	36	15
CY		49	-8	22	6	11	2	12	2	6	71	-2	23	4
LV		34	-6	25	2	15	4	19	2	7	59	-4	34	6
LT		24	2	37	1	17	1	14	-2	8	61	3	31	-1
LU		33	-11	33	5	12	1	11	1	11	66	-6	23	2
HU		14	1	32	10	22	-3	27	-8	5	46	11	49	-11
MT		46	-13	29	6	6	0	7	-2	12	75	-7	13	-2
NL		49	6	22	0	6	-3	20	-1	3	71	6	26	-4
AT		17	-5	23	-7	31	9	24	5	5	40	-12	55	14
PL		15	0	39	10	22	-4	18	-2	6	54	10	40	-6
PT		30	3	48	8	9	-4	4	-7	9	78	11	13	-11
RO		31	-14	27	3	23	13	13	4	6	58	-11	36	17
SI		36	13	32	8	18	-3	11	-15	3	68	21	29	-18
SK		22	5	34	0	20	-2	16	-2	8	56	5	36	-4
FI		28	-5	26	0	21	6	15	-1	10	54	-5	36	5
SE		67	0	12	1	5	-1	13	0	3	79	1	18	-1
UK		55	3	21	-7	8	0	7	-1	9	76	-4	15	-1






























QC12.10 Regardless of whether you are actually working or not, please tell me, using a scale from 1 to 10, how comfortable you would feel, if a colleague at work with whom you are in daily contact, belonged to each of the following groups? '1' means that you would feel "not at all comfortable" and '10' that you would feel "totally comfortable"

A gay, lesbian or bisexual person (%)

		1 Not at all comfortable		2		3		4		5		6		7	
		EB91.4	Diff. EB91.4 - EB83.4	EB91.4	Diff. EB91.4 - EB83.4	EB91.4	Diff. EB91.4 - EB83.4	EB91.4	Diff. EB91.4 - EB83.4	EB91.4	Diff. EB91.4 - EB83.4	EB91.4	Diff. EB91.4 - EB83.4	EB91.4	Diff. EB91.4 - EB83.4
EU28		6	-1	2	0	2	0	2	0	6	1	4	0	4	-1
BE		2	0	1	0	2	1	1	-1	4	-1	6	1	9	2
BG		30	6	7	2	6	2	6	2	7	-1	7	3	5	1
CZ		11	-2	2	-1	4	-1	3	-1	7	-7	4	-3	5	0
DK		1	-1	1	1	0	0	1	0	1	0	1	0	2	1
DE		3	-1	1	0	2	0	1	-2	8	2	4	0	4	0
EE		15	-5	2	0	3	0	2	0	5	0	3	1	4	2
IE		2	0	1	1	0	-1	1	0	3	0	3	2	5	2
EL		12	-7	5	0	4	1	5	2	9	3	6	2	7	-1
ES		1	0	1	1	1	0	1	0	3	0	3	0	5	0
FR		2	-2	1	1	1	0	0	0	3	0	2	1	2	-2
HR		13	-3	4	-3	5	0	5	1	8	1	5	2	5	0
IT		8	3	3	1	3	1	4	0	8	3	8	0	9	1
CY		16	0	1	-2	4	1	2	1	5	-2	3	0	2	-1
LV		22	-3	2	-1	4	1	2	-1	6	-1	4	2	3	0
LT		29	-6	4	1	3	0	2	-2	8	0	3	0	2	0
LU		2	0	1	1	0	-1	0	-1	3	1	1	1	3	2
HU		18	0	3	1	7	3	5	0	10	2	8	3	8	2
MT		1	-2	1	-1	1	0	1	0	3	-2	3	0	4	1
NL		1	0	0	0	0	0	0	0	1	-1	0	-1	2	-5
AT		5	-3	4	2	5	2	4	0	9	3	7	3	9	2
PL		11	-3	3	0	4	2	5	2	8	3	5	0	6	1
PT		6	-2	1	-2	1	-1	2	-2	9	5	6	2	7	3
RO		22	-11	4	1	6	3	8	6	9	4	9	5	6	3
SI		8	-6	2	1	3	2	3	1	10	3	4	1	5	2
SK		8	-8	4	-2	4	-2	4	-2	10	-3	5	-2	4	-2
FI		2	-2	1	-1	2	-2	1	-1	9	2	2	-2	4	0
SE		1	0	0	0	0	0	0	0	1	0	1	0	1	0
UK		2	0	1	0	0	-1	0	-1	1	-2	1	-1	1	-2






























QC12.10 Regardless of whether you are actually working or not, please tell me, using a scale from 1 to 10, how comfortable you would feel, if a colleague at work with whom you are in daily contact, belonged to each of the following groups? '1' means that you would feel "not at all comfortable" and '10' that you would feel "totally comfortable"

A gay, lesbian or bisexual person (%)

		8		9		10 Totally comfortable		Indifferent (SPONTANEOUS)		It depends (SPONTANEOUS)		Don't know
		EB91.4	Diff. EB91.4 - EB83.4	EB91.4	Diff. EB91.4 - EB83.4	EB91.4	Diff. EB91.4 - EB83.4	EB91.4	Diff. EB91.4 - EB83.4	EB91.4	Diff. EB91.4 - EB83.4	
EU28		7	1	7	2	54	7	2	-10	1	-1	3
BE		13	-2	9	-1	51	3	1	-2	0	-1	1
BG		5	2	4	2	14	-4	1	-13	1	-3	7
CZ		5	-1	5	0	52	34	0	-19	0	0	2
DK		2	-1	4	1	74	5	8	-9	2	1	3
DE		6	0	5	1	57	24	5	-22	1	-4	3
EE		5	2	5	2	38	12	7	-17	4	-1	7
IE		7	3	10	5	66	-10	0	-4	0	0	2
EL		10	2	11	4	28	-2	1	-4	1	-1	1
ES		11	5	10	4	60	1	3	-10	0	-1	1
FR		7	2	8	1	71	1	0	-3	0	-1	3
HR		6	0	6	0	35	5	2	-3	2	-2	4
IT		12	-1	11	1	30	5	1	-11	1	-4	2
CY		7	2	5	1	50	3	0	-6	1	0	4
LV		4	-2	4	2	33	7	6	-11	3	2	7
LT		4	0	4	1	33	7	4	-5	0	0	4
LU		5	3	12	10	65	4	2	-22	1	-1	5
HU		6	0	6	-1	21	-5	2	-7	1	-2	5
MT		8	2	18	10	53	-3	0	-6	0	-5	7
NL		3	-7	4	-3	87	19	2	-1	0	-1	0
AT		8	1	7	3	34	8	2	-21	4	0	2
PL		5	2	7	3	41	-7	1	-5	1	0	3
PT		9	5	5	-2	43	8	7	-14	1	-1	3
RO		6	3	6	3	18	-1	1	-13	1	-2	4
SI		9	4	9	5	41	1	2	-13	2	-1	2
SK		5	0	4	1	41	34	1	-21	1	-1	9
FI		5	-2	9	3	52	24	11	-18	1	0	1
SE		2	-1	3	-1	89	3	1	-1	0	0	1
UK		2	-2	3	-1	86	10	1	0	0	-1	2

QC12R.10 Regardless of whether you are actually working or not, please tell me, using a scale from 1 to 10, how comfortable you would feel, if a colleague at work with whom you are in daily contact, belonged to each of the following groups? '1' means that you would feel "not at all comfortable" and '10' that you would feel "totally comfortable"

A gay, lesbian or bisexual person (%)

		Total 'Uncomfortable'		Total 'Moderately comfortable'		Total 'Comfortable'		Average	
		EB91.4	Diff. EB91.4 - EB83.4	EB91.4	Diff. EB91.4 - EB83.4	EB91.4	Diff. EB91.4 - EB83.4	EB91.4	Diff. EB91.4 - EB83.4
EU28		12	-1	10	1	72	9	8.1	0.2
BE		6	0	10	0	82	2	8.5	0.1
BG		49	12	14	2	27	0	4.5	-0.4
CZ		19	-5	12	-9	67	32	7.5	1.6
DK		2	-1	3	1	82	6	9.5	0.0
DE		8	-2	12	2	71	24	8.4	0.7
EE		22	-5	8	1	52	18	7.0	1.0
IE		4	0	6	2	88	0	9.0	-0.2
EL		26	-5	15	5	56	3	6.6	0.3
ES		4	0	6	1	86	10	8.9	-0.1
FR		4	-2	6	2	87	2	9.1	0.1
HR		26	-5	13	2	52	4	6.7	0.4
IT		18	4	16	3	62	6	7.1	-0.2
CY		23	-1	8	-3	64	6	7.3	0.2
LV		29	-5	10	1	44	7	6.2	0.6
LT		37	-7	11	0	44	9	5.8	0.8
LU		3	-1	3	0	85	19	9.2	-0.1
HU		33	4	18	5	41	-3	5.7	-0.5
MT		4	-3	6	-2	82	9	8.9	0.3
NL		1	0	1	-3	96	4	9.7	0.4
AT		18	2	15	5	58	13	7.2	0.2
PL		23	0	13	3	59	0	7.1	-0.1
PT		11	-6	14	6	64	13	7.8	0.4
RO		40	-1	18	8	36	9	5.3	0.6
SI		16	-2	14	5	64	11	7.5	0.2
SK		20	-14	15	-5	54	33	7.2	2.4
FI		7	-5	11	0	69	25	8.5	1.1
SE		2	1	2	0	94	0	9.7	0.0
UK		3	-2	2	-3	92	5	9.5	0.4

*Scale: Uncomfortable (1 to 4), Moderately comfortable (5 and 6), Comfortable (7 to 10)






























QC12.11 Regardless of whether you are actually working or not, please tell me, using a scale from 1 to 10, how comfortable you would feel, if a colleague at work with whom you are in daily contact, belonged to each of the following groups? '1' means that you would feel "not at all comfortable" and '10' that you would feel "totally comfortable"

A transgender person (%)

		1 Not at all comfortable													
		2		3		4		5		6		7			
		EB91.4	Diff. EB91.4 - EB83.4	EB91.4	Diff. EB91.4 - EB83.4	EB91.4	Diff. EB91.4 - EB83.4	EB91.4	Diff. EB91.4 - EB83.4	EB91.4	Diff. EB91.4 - EB83.4	EB91.4	Diff. EB91.4 - EB83.4		
EU28		8	-1	2	0	3	0	3	0	7	1	4	-1	5	0
BE		3	-2	2	1	4	0	4	1	8	0	7	-1	9	-1
BG		30	5	7	3	5	1	6	2	6	-1	7	3	4	0
CZ		15	-1	4	-1	4	-3	5	0	11	-1	4	-2	4	-1
DK		2	-1	1	0	0	-1	1	0	3	0	1	-2	3	0
DE		5	-1	2	0	3	-1	2	-1	8	0	3	-2	4	0
EE		17	-6	2	-1	3	-1	2	-1	6	1	4	1	4	1
IE		3	0	1	-1	1	-1	2	1	3	-1	4	1	5	2
EL		14	-9	5	1	6	1	5	1	12	5	7	1	7	1
ES		2	-1	1	1	1	0	0	-1	5	1	2	-2	6	1
FR		4	-1	2	0	1	-1	1	-1	6	-1	3	0	4	-1
HR		14	-3	3	-4	4	1	5	1	11	3	4	0	6	1
IT		11	5	3	-1	5	1	5	0	10	4	10	0	10	0
CY		15	-4	1	-3	4	0	3	1	8	-1	3	1	3	0
LV		26	-6	3	-1	3	-1	3	0	7	-1	4	2	2	-1
LT		31	-7	4	0	4	0	3	0	7	-2	3	0	2	0
LU		3	-2	1	1	1	-1	2	0	3	0	2	1	3	2
HU		20	1	5	0	5	1	7	2	11	4	6	1	6	0
MT		2	-3	1	-1	2	1	2	-1	4	-4	3	0	6	1
NL		1	0	0	0	1	0	0	-2	2	-3	1	-4	4	-6
AT		9	-2	2	-1	5	1	6	1	8	2	8	4	7	2
PL		12	-3	3	1	5	2	4	1	10	4	6	1	3	-3
PT		8	0	1	-1	2	-1	3	-1	10	4	5	1	7	4
RO		22	-12	4	1	5	2	8	5	10	5	6	3	9	6
SI		12	-3	2	0	3	1	3	1	12	6	5	1	6	3
SK		10	-12	4	-3	5	-3	4	-3	10	-1	4	-2	4	-1
FI		3	-2	1	-3	1	-2	2	-3	9	1	3	-2	5	-1
SE		2	1	0	-1	1	0	1	1	2	-1	1	-1	3	1
UK		3	0	1	0	0	-1	1	-1	2	-2	1	-2	1	-3






























QC12.11 Regardless of whether you are actually working or not, please tell me, using a scale from 1 to 10, how comfortable you would feel, if a colleague at work with whom you are in daily contact, belonged to each of the following groups? '1' means that you would feel "not at all comfortable" and '10' that you would feel "totally comfortable"

A transgender person (%)

		8		9		10 Totally comfortable		Indifferent (SPONTANEOUS)		It depends (SPONTANEOUS)		Don't know
		EB91.4	Diff. EB91.4 - EB83.4	EB91.4	Diff. EB91.4 - EB83.4	EB91.4	Diff. EB91.4 - EB83.4	EB91.4	Diff. EB91.4 - EB83.4	EB91.4	Diff. EB91.4 - EB83.4	
EU28		6	-1	6	1	48	9	2	-9	1	-2	5
BE		12	-1	7	0	42	5	1	-1	0	-1	1
BG		2	-1	4	3	14	-3	1	-13	2	-3	12
CZ		6	1	5	0	36	22	1	-18	0	0	5
DK		2	-2	3	0	68	12	8	-8	2	-1	6
DE		5	-1	5	2	48	23	6	-18	1	-6	8
EE		4	0	4	2	32	13	8	-14	4	-1	10
IE		8	2	8	2	61	-4	1	-4	0	0	3
EL		9	2	7	0	22	-2	1	-3	2	0	3
ES		9	3	9	4	57	2	4	-9	0	-1	4
FR		6	0	7	1	59	4	0	-4	0	-2	7
HR		5	1	6	0	29	0	3	-3	3	-1	7
IT		12	0	9	1	19	1	1	-9	1	-5	4
CY		6	2	4	0	47	7	0	-5	1	-1	5
LV		4	0	3	1	26	7	6	-9	3	1	10
LT		3	-1	4	2	31	10	2	-7	0	-1	6
LU		6	3	11	7	52	1	2	-19	2	-2	12
HU		6	1	4	-2	17	-7	4	-6	2	-1	7
MT		8	1	15	9	47	0	1	-5	0	-5	9
NL		3	-8	5	0	80	25	2	-2	0	-1	1
AT		7	0	6	2	29	7	2	-20	6	2	5
PL		6	2	6	2	38	-5	2	-4	1	0	4
PT		7	3	4	-4	37	4	6	-15	1	-1	9
RO		5	2	7	4	16	-2	2	-11	1	-2	5
SI		8	4	8	4	33	-3	2	-14	2	-2	4
SK		4	1	4	2	33	28	2	-17	2	-1	14
FI		7	3	8	2	46	22	11	-15	1	0	3
SE		5	-1	4	-2	78	4	1	-1	0	-1	2
UK		2	-4	3	-3	82	16	0	-1	1	0	3

QC12R.11 Regardless of whether you are actually working or not, please tell me, using a scale from 1 to 10, how comfortable you would feel, if a colleague at work with whom you are in daily contact, belonged to each of the following groups? '1' means that you would feel "not at all comfortable" and '10' that you would feel "totally comfortable"






























A transgender person (%)

		Total 'Uncomfortable'		Total 'Moderately comfortable'		Total 'Comfortable'		Average	
		EB91.4	Diff. EB91.4 - EB83.4	EB91.4	Diff. EB91.4 - EB83.4	EB91.4	Diff. EB91.4 - EB83.4	EB91.4	Diff. EB91.4 - EB83.4
EU28		15	-2	11	0	65	9	7.7	0.3
BE		13	1	14	-2	71	4	7.8	0.2
BG		48	10	13	2	24	0	4.4	-0.4
CZ		28	-6	15	-3	51	23	6.5	1.3
DK		4	-2	4	-1	76	9	9.2	0.4
DE		11	-4	11	-2	63	25	8.0	1.1
EE		24	-9	10	2	44	16	6.5	1.3
IE		6	-2	8	1	82	2	8.7	0.0
EL		30	-6	19	6	45	1	6.0	0.3
ES		3	-3	8	0	81	10	8.8	0.2
FR		8	-3	8	-2	76	4	8.5	0.3
HR		26	-5	15	3	46	2	6.4	0.3
IT		24	5	20	4	50	2	6.4	-0.3
CY		23	-6	11	0	60	9	7.2	0.7
LV		35	-7	11	0	35	7	5.5	0.8
LT		42	-7	10	-1	40	10	5.4	0.9
LU		6	-2	5	0	73	13	8.7	0.1
HU		37	4	17	5	33	-8	5.3	-0.6
MT		7	-4	7	-4	76	10	8.5	0.5
NL		3	-1	2	-8	92	11	9.4	0.8
AT		22	0	16	6	50	11	6.8	0.4
PL		25	2	16	4	53	-3	6.8	-0.2
PT		14	-4	15	6	55	7	7.3	0.1
RO		39	-4	16	8	37	10	5.4	0.8
SI		20	-2	16	6	56	9	6.9	0.1
SK		23	-21	14	-3	46	31	6.7	2.7
FI		7	-10	12	-1	66	26	8.2	1.3
SE		4	1	3	-2	90	2	9.3	0.0
UK		5	-2	3	-5	89	7	9.4	0.7

*Scale: Uncomfortable (1 to 4), Moderately comfortable (5 and 6), Comfortable (7 to 10)










QC12.12 Regardless of whether you are actually working or not, please tell me, using a scale from 1 to 10, how comfortable you would feel, if a colleague at work with whom you are in daily contact, belonged to each of the following groups? '1' means that you would feel "not at all comfortable" and '10' that you would feel "totally comfortable"

An intersex person (%)

		1 Not at all comfortable	2	3	4	5	6	7	8	9	10 Totally comfortable	Indifferent (SPONTANEOUS)	It depends (SPONTANEOUS)	Don't know
EU28		7	2	2	3	7	4	5	6	6	49	2	1	6
BE		3	2	5	3	8	6	10	12	8	41	1	0	1
BG		29	6	5	5	6	6	4	3	5	15	1	2	13
CZ		14	4	3	4	11	5	4	5	4	39	1	0	6
DK		2	0	0	1	2	1	2	3	3	68	8	2	8
DE		4	1	2	2	9	3	5	4	5	51	5	1	8
EE		14	3	3	2	6	4	5	4	3	30	8	4	14
IE		3	1	1	1	4	4	7	6	7	60	1	0	5
EL		13	5	5	6	12	8	5	10	6	23	1	2	4
ES		1	1	1	0	5	2	5	8	9	58	4	0	6
FR		4	1	1	0	5	2	4	6	7	61	0	0	9
HR		13	4	4	5	10	4	6	5	6	30	3	2	8
IT		9	3	4	5	10	8	11	11	8	23	1	1	6
CY		16	2	3	2	7	3	2	6	5	47	0	1	6
LV		23	2	3	2	7	5	2	4	3	27	7	3	12
LT		30	4	3	3	7	4	2	3	3	31	2	0	8
LU		2	1	0	1	4	2	2	6	13	52	2	2	13
HU		19	5	5	6	11	6	6	6	4	17	4	2	9
MT		1	1	1	1	4	3	3	9	18	46	0	0	13
NL		1	0	1	0	1	1	3	4	4	81	2	0	2
AT		7	3	5	7	9	7	9	6	6	29	2	5	5
PL		10	3	5	5	9	7	5	5	6	38	2	1	4
PT		9	1	2	3	10	5	6	8	4	36	6	1	9
RO		22	4	5	8	8	8	7	5	6	18	2	2	5
SI		11	3	4	3	12	4	5	8	8	33	2	2	5
SK		10	4	5	3	12	3	3	4	4	34	2	2	14
FI		3	1	1	2	9	4	4	7	8	45	11	1	4
SE		1	1	0	0	2	2	2	3	4	76	1	0	8
UK		2	1	1	0	2	0	1	3	2	83	1	0	4

QC12R.12 Regardless of whether you are actually working or not, please tell me, using a scale from 1 to 10, how comfortable you would feel, if a colleague at work with whom you are in daily contact, belonged to each of the following groups? '1' means that you would feel "not at all comfortable" and '10' that you would feel "totally comfortable"



























An intersex person (%)

		Total 'Uncomfortable'	Total 'Moderately comfortable'	Total 'Comfortable'	Average
EU28		14	11	66	7.9
BE		12	14	71	7.8
BG		46	12	26	4.6
CZ		25	16	52	6.7
DK		3	3	76	9.3
DE		10	11	65	8.1
EE		22	10	43	6.6
IE		6	8	80	8.7
EL		30	19	44	6.1
ES		4	7	79	8.9
FR		6	7	78	8.7
HR		26	15	47	6.5
IT		21	18	53	6.6
CY		23	10	60	7.2
LV		30	12	36	5.8
LT		39	11	39	5.5
LU		4	6	73	8.9
HU		35	17	33	5.4
MT		4	7	75	8.7
NL		2	3	91	9.5
AT		22	16	50	6.8
PL		22	16	55	7.0
PT		15	15	54	7.3
RO		38	16	37	5.4
SI		21	16	54	6.9
SK		21	16	46	6.8
FI		7	13	64	8.3
SE		3	4	84	9.4
UK		4	2	89	9.5

*Scale: Uncomfortable (1 to 4), Moderately comfortable (5 and 6), Comfortable (7 to 10)

QC13.10 Regardless of whether you have children or not, please tell me, using a scale from 1 to 10, how comfortable you would feel if one of your children was in a love relationship with a person from one of the following groups. '1' means that you would feel "not at all comfortable" and '10' that you would feel "totally comfortable"

A person of the same sex as your child (%)






























		1 Not at all comfortable													
		2		3		4		5		6		7			
		EB91.4	Diff. EB91.4 - EB83.4	EB91.4	Diff. EB91.4 - EB83.4	EB91.4	Diff. EB91.4 - EB83.4	EB91.4	Diff. EB91.4 - EB83.4	EB91.4	Diff. EB91.4 - EB83.4	EB91.4	Diff. EB91.4 - EB83.4		
EU28		17	-4	3	0	3	-1	3	-1	8	0	5	1	6	1
BE		9	1	4	2	5	1	4	0	9	-1	6	-2	12	0
BG		64	0	6	1	6	2	4	3	4	0	3	0	1	0
CZ		38	-6	4	-2	6	-1	3	-2	10	0	4	-1	4	1
DK		5	-3	1	0	1	-2	1	-1	4	-1	2	0	3	-1
DE		8	-5	2	-3	4	-1	3	-2	11	1	4	0	5	0
EE		36	-6	3	0	3	0	3	0	9	4	4	2	4	1
IE		7	-2	1	-1	1	-1	2	0	5	-2	5	2	7	2
EL		49	-8	10	4	6	2	5	0	8	4	4	1	4	1
ES		5	-2	2	0	2	-1	3	2	7	-1	5	-1	7	1
FR		9	-4	2	-1	2	-1	3	-1	7	-1	3	-3	6	1
HR		41	1	4	0	5	0	4	2	8	1	6	2	5	0
IT		17	-3	4	-1	6	0	5	0	10	2	9	4	11	3
CY		55	-14	4	1	4	2	2	0	7	3	5	3	3	1
LV		57	-9	3	1	3	0	2	0	4	-1	2	1	2	0
LT		61	-11	4	1	2	-1	2	1	5	1	1	-2	2	1
LU		6	-4	1	-1	2	-2	2	0	6	-1	3	0	4	0
HU		40	2	6	2	5	2	6	3	6	-1	8	3	4	1
MT		10	-20	5	0	6	2	5	0	11	1	6	2	4	-1
NL		3	-1	1	0	1	-1	1	-1	3	-2	2	-4	5	-2
AT		14	-4	3	0	5	0	7	2	9	2	7	2	9	3
PL		29	-13	3	1	4	0	6	2	8	0	6	1	5	1
PT		21	3	7	3	7	2	6	-2	10	-1	8	0	8	5
RO		46	-12	3	0	4	1	5	3	9	5	7	3	5	2
SI		20	-6	4	1	5	1	4	2	15	7	4	2	4	2
SK		42	-8	6	-2	7	-1	3	-2	7	0	4	1	3	1
FI		8	-8	4	1	4	-1	2	-2	6	-2	2	-1	6	2
SE		3	-1	1	1	1	-1	1	-1	5	-1	2	0	3	0
UK		8	-4	2	1	1	-1	2	0	3	-5	3	1	2	-3

May 2019

Tables






























QC13.10 Regardless of whether you have children or not, please tell me, using a scale from 1 to 10, how comfortable you would feel if one of your children was in a love relationship with a person from one of the following groups. '1' means that you would feel "not at all comfortable" and '10' that you would feel "totally comfortable"

A person of the same sex as your child (%)

	8		9		10 Totally comfortable		Indifferent (SPONTANEOUS)		It depends (SPONTANEOUS)		Don't know
	EB91.4	Diff. EB91.4 - EB83.4	EB91.4	Diff. EB91.4 - EB83.4	EB91.4	Diff. EB91.4 - EB83.4	EB91.4	Diff. EB91.4 - EB83.4	EB91.4	Diff. EB91.4 - EB83.4	
EU28 	7	1	5	1	37	8	1	-6	1	-2	4
BE 	14	1	8	1	29	0	0	-1	0	-1	0
BG 	1	0	1	0	3	-2	1	-1	1	-2	5
CZ 	4	1	3	2	21	14	0	-6	0	-1	3
DK 	5	0	6	3	61	10	5	-5	2	-1	4
DE 	7	1	5	2	41	19	3	-12	2	-3	5
EE 	4	2	3	0	17	3	4	-7	3	-2	7
IE 	7	2	8	4	52	-3	1	-4	1	1	3
EL 	3	0	3	1	7	-1	0	-1	0	-2	1
ES 	9	1	9	5	46	6	2	-9	0	-2	3
FR 	9	1	7	2	47	8	0	-3	0	-1	5
HR 	4	-1	5	1	11	0	2	-3	0	-4	5
IT 	10	1	7	0	16	1	1	-6	1	-2	3
CY 	2	0	3	3	9	1	0	-1	1	0	5
LV 	1	-1	3	2	12	6	2	-5	2	1	7
LT 	2	0	1	0	12	6	1	-2	1	0	6
LU 	9	3	11	6	45	6	2	-11	1	-1	8
HU 	5	0	3	-1	10	-6	1	-4	1	-4	5
MT 	6	3	14	10	18	-5	2	-1	1	1	12
NL 	6	-5	6	-1	69	19	1	-2	0	-1	2
AT 	6	0	6	1	25	6	1	-13	5	1	3
PL 	4	2	5	3	24	5	1	-3	1	-1	4
PT 	4	1	3	0	18	0	2	-12	1	-1	5
RO 	3	1	4	2	9	0	1	-4	1	-1	3
SI 	7	4	7	4	24	9	1	-19	2	-5	3
SK 	2	0	1	0	15	11	1	-4	1	-1	8
FI 	7	2	7	3	45	12	5	-5	1	-1	3
SE 	6	-2	4	-3	69	7	2	0	1	0	2
UK 	4	0	3	-2	68	15	1	-1	0	-1	3

QC13R.10 Regardless of whether you have children or not, please tell me, using a scale from 1 to 10, how comfortable you would feel if one of your children was in a love relationship with a person from one of the following groups. '1' means that you would feel "not at all comfortable" and '10' that you would feel "totally comfortable"

A person of the same sex as your child (%)

		Total 'Uncomfortable'		Total 'Moderately comfortable'		Total 'Comfortable'		Average	
		EB91.4	Diff. EB91.4 - EB83.4	EB91.4	Diff. EB91.4 - EB83.4	EB91.4	Diff. EB91.4 - EB83.4	EB91.4	Diff. EB91.4 - EB83.4
EU28		27	-5	12	0	55	11	6.7	0.7
BE		21	3	16	-2	63	2	6.9	-0.1
BG		80	6	6	-1	7	0	2.2	0.0
CZ		51	-10	15	0	31	16	4.6	1.2
DK		9	-5	6	-1	74	11	8.6	0.7
DE		17	-11	15	1	59	23	7.4	1.5
EE		45	-6	13	6	28	6	4.5	0.6
IE		11	-4	10	-1	74	5	8.1	0.2
EL		70	-3	12	5	17	1	3.2	0.2
ES		12	-1	12	-1	71	12	7.9	0.3
FR		16	-7	10	-3	69	11	7.7	0.7
HR		54	3	13	2	25	1	4.0	0.0
IT		33	-3	19	6	44	5	5.7	0.2
CY		65	-10	12	5	17	5	3.3	0.8
LV		65	-8	7	0	18	8	3.2	0.8
LT		70	-9	6	-1	16	6	3.0	0.7
LU		11	-7	9	-1	68	14	8.1	0.8
HU		57	9	14	2	22	-6	3.9	-0.5
MT		26	-17	17	3	41	6	6.2	1.1
NL		5	-4	5	-6	86	11	9.0	0.8
AT		29	-1	16	4	46	10	6.2	0.5
PL		42	-10	14	1	38	11	5.3	1.0
PT		42	8	18	-1	32	5	5.1	-0.2
RO		58	-8	16	8	21	6	3.7	0.8
SI		32	-3	19	8	42	20	5.8	1.1
SK		58	-13	11	1	21	12	3.8	1.1
FI		18	-10	8	-2	65	19	7.6	1.2
SE		6	-3	7	0	83	3	8.9	0.3
UK		13	-4	6	-4	77	10	8.4	0.7

*Scale: Uncomfortable (1 to 4), Moderately comfortable (5 and 6), Comfortable (7 to 10)






























QC13.11 Regardless of whether you have children or not, please tell me, using a scale from 1 to 10, how comfortable you would feel if one of your children was in a love relationship with a person from one of the following groups. '1' means that you would feel "not at all comfortable" and '10' that you would feel "totally comfortable"

A transgender person (%)

		1 Not at all comfortable													
		2		3		4		5		6		7			
		EB91.4	Diff. EB91.4 - EB83.4	EB91.4	Diff. EB91.4 - EB83.4	EB91.4	Diff. EB91.4 - EB83.4	EB91.4	Diff. EB91.4 - EB83.4	EB91.4	Diff. EB91.4 - EB83.4	EB91.4	Diff. EB91.4 - EB83.4		
EU28		21	-7	4	-1	5	0	4	-1	9	1	5	1	5	0
BE		17	-2	6	0	8	-1	7	-1	11	-1	8	1	10	3
BG		61	-3	8	3	5	1	5	3	4	0	2	0	1	0
CZ		40	-9	6	-1	7	-2	5	0	11	3	4	1	3	0
DK		11	-8	3	-2	5	1	3	0	6	-2	3	0	3	-1
DE		14	-9	4	-2	6	-1	3	-3	9	1	4	2	5	1
EE		41	-11	4	-1	4	0	4	2	8	3	3	1	3	1
IE		14	-5	3	0	3	0	3	0	7	-3	6	2	6	1
EL		46	-13	11	4	7	2	6	1	9	4	4	1	4	1
ES		7	-5	3	0	3	0	3	-2	8	-2	5	-1	7	1
FR		16	-8	5	-2	6	0	3	0	10	0	4	-1	4	-1
HR		40	0	4	-2	6	0	7	4	9	3	5	2	4	1
IT		24	-4	7	0	8	1	6	0	10	3	9	3	8	0
CY		53	-18	5	0	4	2	2	0	6	3	5	4	3	1
LV		58	-13	4	1	4	2	2	0	4	0	2	1	2	1
LT		62	-14	4	1	3	0	3	2	6	2	2	0	1	0
LU		13	-7	2	-1	3	-2	4	0	7	-1	2	-1	4	-3
HU		41	0	6	1	7	1	7	3	6	1	5	1	4	0
MT		18	-19	7	1	5	1	4	1	11	2	5	1	4	-1
NL		6	-5	2	-2	3	-2	3	-2	9	-1	5	-3	7	-4
AT		18	-6	4	0	7	0	8	3	10	3	7	3	8	3
PL		30	-15	5	2	6	2	6	1	8	2	6	1	5	2
PT		26	-1	4	-1	6	0	6	-1	13	3	6	-1	6	2
RO		45	-12	5	2	5	2	6	2	8	4	7	3	6	3
SI		25	-3	6	2	5	0	4	1	12	3	6	3	5	3
SK		36	-20	5	-3	7	0	4	-1	7	2	3	1	3	1
FI		9	-9	3	-1	4	-3	6	1	10	1	6	3	6	1
SE		7	-3	2	0	1	-1	3	0	7	-1	3	-1	6	-1
UK		12	-6	2	0	2	-2	1	-3	6	-1	3	-1	3	-2






























QC13.11 Regardless of whether you have children or not, please tell me, using a scale from 1 to 10, how comfortable you would feel if one of your children was in a love relationship with a person from one of the following groups. '1' means that you would feel "not at all comfortable" and '10' that you would feel "totally comfortable"

A transgender person (%)

	8		9		10 Totally comfortable		Indifferent (SPONTANEOUS)		It depends (SPONTANEOUS)		Don't know
	EB91.4	Diff. EB91.4 - EB83.4	EB91.4	Diff. EB91.4 - EB83.4	EB91.4	Diff. EB91.4 - EB83.4	EB91.4	Diff. EB91.4 - EB83.4	EB91.4	Diff. EB91.4 - EB83.4	
EU28 	6	2	4	1	28	9	1	-5	1	-3	7
BE 	10	1	4	0	17	1	1	0	1	0	0
BG 	1	0	1	0	2	0	1	-1	1	-2	8
CZ 	3	1	1	-1	11	7	0	-5	0	-1	9
DK 	5	1	3	0	44	14	5	-1	2	-4	7
DE 	6	3	4	1	30	17	3	-8	1	-7	11
EE 	2	1	1	0	12	3	4	-4	3	-2	11
IE 	6	1	5	2	40	1	1	-4	1	1	5
EL 	3	1	2	0	5	2	0	-1	0	-2	3
ES 	7	2	8	5	39	8	2	-8	0	-2	8
FR 	7	3	4	0	32	9	0	-3	0	-2	9
HR 	3	0	3	-2	8	-2	2	-4	1	-3	8
IT 	6	-1	5	1	10	3	1	-4	1	-5	5
CY 	3	1	1	1	8	2	0	-1	1	0	9
LV 	2	1	1	1	7	2	2	-4	2	1	10
LT 	2	1	1	0	8	4	0	-2	1	0	7
LU 	8	4	8	5	31	6	2	-8	2	-3	14
HU 	4	0	1	-4	6	-3	3	-3	3	-2	7
MT 	5	2	9	5	15	-2	3	0	1	0	13
NL 	7	-2	5	0	48	21	1	-2	1	0	3
AT 	5	-2	4	0	16	4	2	-10	6	1	5
PL 	4	2	3	1	21	3	1	-2	1	-1	4
PT 	4	1	1	-1	15	6	1	-12	2	0	10
RO 	4	2	3	2	5	-1	1	-5	1	-1	4
SI 	8	6	5	4	16	4	2	-17	2	-5	4
SK 	2	1	1	0	13	11	1	-4	1	-2	17
FI 	6	0	3	1	36	10	4	-5	2	-1	5
SE 	6	-1	5	-1	52	6	1	-2	2	1	5
UK 	5	-1	2	-1	58	18	1	-1	0	-2	5

QC13R.11 Regardless of whether you have children or not, please tell me, using a scale from 1 to 10, how comfortable you would feel if one of your children was in a love relationship with a person from one of the following groups. '1' means that you would feel "not at all comfortable" and '10' that you would feel "totally comfortable"






























A transgender person (%)

		Total 'Uncomfortable'		Total 'Moderately comfortable'		Total 'Comfortable'		Average	
		EB91.4	Diff. EB91.4 - EB83.4	EB91.4	Diff. EB91.4 - EB83.4	EB91.4	Diff. EB91.4 - EB83.4	EB91.4	Diff. EB91.4 - EB83.4
EU28		34	-9	14	2	43	11	5.9	1.0
BE		37	-4	19	0	42	6	5.6	0.3
BG		79	4	6	0	5	0	2.1	0.1
CZ		58	-12	15	4	18	7	3.7	0.8
DK		22	-9	9	-2	55	14	7.2	1.2
DE		26	-16	14	4	45	22	6.4	1.9
EE		53	-10	11	4	18	5	3.7	0.8
IE		23	-5	13	0	57	4	7.0	0.4
EL		71	-4	13	5	13	2	3.1	0.5
ES		15	-8	14	-2	61	16	7.5	1.0
FR		30	-11	14	0	47	11	6.3	1.0
HR		57	2	14	5	18	-3	3.7	-0.1
IT		46	-2	19	6	29	3	4.7	0.4
CY		64	-16	11	7	16	6	3.1	0.9
LV		68	-10	6	2	12	4	2.6	0.5
LT		71	-11	8	2	12	4	2.7	0.7
LU		22	-10	9	-2	51	12	6.9	1.1
HU		60	5	12	2	16	-6	3.4	-0.4
MT		34	-16	16	3	33	4	5.4	1.0
NL		15	-9	14	-5	66	14	7.7	1.2
AT		36	-5	17	6	34	7	5.4	0.6
PL		47	-10	14	3	33	8	4.9	0.8
PT		42	-3	19	2	26	8	4.7	0.5
RO		60	-7	16	8	18	6	3.5	0.8
SI		39	0	18	7	35	17	5.1	1.0
SK		53	-24	9	2	19	14	3.8	1.6
FI		23	-11	16	4	50	11	6.8	1.0
SE		13	-4	10	-2	68	2	8.0	0.5
UK		18	-10	8	-3	68	14	7.8	1.2

*Scale: Uncomfortable (1 to 4), Moderately comfortable (5 and 6), Comfortable (7 to 10)






























QC13.12 Regardless of whether you have children or not, please tell me, using a scale from 1 to 10, how comfortable you would feel if one of your children was in a love relationship with a person from one of the following groups. '1' means that you would feel "not at all comfortable" and '10' that you would feel "totally comfortable"

An intersex person (%)

		1 Not at all comfortable	2	3	4	5	6	7	8	9	10 Totally comfortable	Indifferent (SPONTANEOUS)	It depends (SPONTANEOUS)	Don't know
EU28		18	4	5	4	9	5	5	6	4	29	2	1	8
BE		14	5	7	6	13	8	11	11	4	18	1	1	1
BG		58	7	6	5	4	2	1	1	1	4	1	1	9
CZ		36	7	7	5	11	5	4	2	2	11	0	0	10
DK		9	2	2	2	5	4	3	4	3	48	5	3	10
DE		11	4	5	4	10	6	4	6	5	30	3	1	11
EE		37	3	6	3	7	3	4	2	1	13	5	3	13
IE		16	3	3	2	7	6	5	5	5	39	1	1	7
EL		46	11	8	5	8	4	4	3	2	6	0	0	3
ES		6	3	3	2	8	5	6	8	7	40	2	0	10
FR		13	4	5	3	10	4	4	7	5	33	0	0	12
HR		38	4	6	7	9	5	5	3	3	8	3	1	8
IT		20	6	8	6	12	8	9	6	6	11	1	1	6
CY		53	3	4	2	8	6	3	3	1	8	0	1	8
LV		55	3	3	3	4	3	2	1	2	9	3	2	10
LT		58	4	4	3	6	1	2	2	2	8	1	1	8
LU		10	2	2	4	8	3	3	7	8	32	2	2	17
HU		38	7	6	8	7	5	4	3	2	7	3	3	7
MT		17	5	5	4	11	4	4	4	9	14	3	1	19
NL		5	2	4	3	8	5	6	7	4	48	2	1	5
AT		16	5	8	5	9	8	7	6	5	16	2	6	7
PL		27	4	4	5	10	6	6	4	4	22	1	2	5
PT		26	4	4	6	14	6	6	4	2	16	1	2	9
RO		44	4	6	6	9	7	5	3	4	5	1	1	5
SI		25	6	4	3	14	4	5	8	6	15	2	2	6
SK		38	5	8	4	6	3	2	2	1	13	1	1	16
FI		8	4	2	6	10	4	5	6	4	38	5	2	6
SE		5	3	2	3	5	4	5	5	4	51	2	1	10
UK		11	2	1	2	6	2	4	3	2	60	1	0	6

QC13R.12 Regardless of whether you have children or not, please tell me, using a scale from 1 to 10, how comfortable you would feel if one of your children was in a love relationship with a person from one of the following groups. '1' means that you would feel "not at all comfortable" and '10' that you would feel "totally comfortable"

An intersex person (%)

		Total 'Uncomfortable'	Total 'Moderately comfortable'	Total 'Comfortable'	Average
EU28		31	14	44	6.1
BE		32	21	44	5.8
BG		75	7	7	2.3
CZ		55	16	19	3.9
DK		16	9	57	7.7
DE		24	16	45	6.6
EE		49	10	20	3.9
IE		23	13	55	6.9
EL		70	13	14	3.1
ES		14	12	61	7.6
FR		25	14	49	6.6
HR		55	15	19	3.8
IT		40	20	32	5.0
CY		62	14	15	3.2
LV		63	7	13	2.9
LT		70	7	13	2.8
LU		18	11	50	7.1
HU		59	11	17	3.6
MT		31	15	32	5.5
NL		13	13	66	7.9
AT		34	17	34	5.5
PL		41	16	35	5.2
PT		40	20	28	4.9
RO		60	16	17	3.5
SI		37	18	35	5.1
SK		55	9	18	3.7
FI		20	14	54	7.1
SE		12	9	66	8.1
UK		16	7	69	8.0






























*Scale: Uncomfortable (1 to 4), Moderately comfortable (5 and 6), Comfortable (7 to 10)

May 2019

Tables






























QC15.1 To what extent do you agree or disagree with each of the following statements?

Gay, lesbian and bisexual people should have the same rights as heterosexual people (%)

	Totally agree		Tend to agree		Tend to disagree		Totally disagree		Don't know	Total 'Agree'		Total 'Disagree'	
	EB91.4	Diff. EB91.4 - EB83.4	EB91.4	Diff. EB91.4 - EB83.4	EB91.4	Diff. EB91.4 - EB83.4	EB91.4	Diff. EB91.4 - EB83.4		EB91.4	Diff. EB91.4 - EB83.4	EB91.4	Diff. EB91.4 - EB83.4
EU28 	51	6	25	-1	11	-1	9	-2	4	76	5	20	-3
BE 	50	0	34	3	11	-1	4	-1	1	84	3	15	-2
BG 	14	-10	25	-2	17	4	28	5	16	39	-12	45	9
CZ 	22	-4	35	-1	20	-1	19	7	4	57	-5	39	6
DK 	78	3	11	-4	4	-1	4	1	3	89	-1	8	0
DE 	66	23	22	-5	6	-10	3	-5	3	88	18	9	-15
EE 	23	1	30	8	17	2	20	-10	10	53	9	37	-8
IE 	53	-3	30	-1	6	0	4	0	7	83	-4	10	0
EL 	27	3	37	-1	17	0	15	-2	4	64	2	32	-2
ES 	72	-2	19	3	4	0	2	0	3	91	1	6	0
FR 	63	10	22	-6	6	-2	4	-4	5	85	4	10	-6
HR 	19	2	25	-6	22	5	29	4	5	44	-4	51	9
IT 	28	-4	40	0	16	2	11	4	5	68	-4	27	6
CY 	34	-6	29	7	10	0	22	1	5	63	1	32	1
LV 	22	3	27	4	14	0	29	-8	8	49	7	43	-8
LT 	25	8	28	1	16	-3	24	-7	7	53	9	40	-10
LU 	59	9	28	3	5	-9	2	-5	6	87	12	7	-14
HU 	17	-2	31	1	21	0	25	2	6	48	-1	46	2
MT 	46	-4	27	0	13	2	7	-1	7	73	-4	20	1
NL 	90	4	7	-3	1	0	2	0	0	97	1	3	0
AT 	39	3	31	-3	17	2	9	-1	4	70	0	26	1
PL 	17	5	32	7	27	3	18	-10	6	49	12	45	-7
PT 	27	1	51	6	9	-4	7	-3	6	78	7	16	-7
RO 	12	-6	26	8	26	11	28	-11	8	38	2	54	0
SI 	33	6	31	4	18	-2	15	-5	3	64	10	33	-7
SK 	10	1	21	-6	27	0	32	4	10	31	-5	59	4
FI 	58	8	22	-2	12	-1	5	-3	3	80	6	17	-4
SE 	92	3	6	0	1	-2	1	0	0	98	3	2	-2
UK 	72	10	18	-4	4	-2	3	-1	3	90	6	7	-3

QC15.2 To what extent do you agree or disagree with each of the following statements?

There is nothing wrong in a sexual relationship between two persons of the same sex (%)






























		Totally agree		Tend to agree		Tend to disagree		Totally disagree		Don't know	Total 'Agree'		Total 'Disagree'	
		EB91.4	Diff. EB91.4 - EB83.4	EB91.4	Diff. EB91.4 - EB83.4	EB91.4	Diff. EB91.4 - EB83.4	EB91.4	Diff. EB91.4 - EB83.4		EB91.4	Diff. EB91.4 - EB83.4	EB91.4	Diff. EB91.4 - EB83.4
EU28		47	6	25	-1	13	-1	11	-2	4	72	5	24	-3
BE		44	-5	38	5	11	0	6	1	1	82	0	17	1
BG		7	-3	13	-4	25	6	46	3	9	20	-7	71	9
CZ		19	-5	38	2	20	-4	19	7	4	57	-3	39	3
DK		83	7	7	-5	4	-1	3	-2	3	90	2	7	-3
DE		63	18	23	-6	7	-7	3	-3	4	86	12	10	-10
EE		21	2	28	7	19	4	25	-9	7	49	9	44	-5
IE		49	-3	31	1	8	1	6	-1	6	80	-2	14	0
EL		16	1	28	1	25	3	28	-4	3	44	2	53	-1
ES		68	0	21	2	4	-2	4	1	3	89	2	8	-1
FR		62	7	23	-5	7	0	4	-3	4	85	2	11	-3
HR		16	3	20	-6	25	2	33	3	6	36	-3	58	5
IT		24	0	35	-2	22	3	12	2	7	59	-2	34	5
CY		20	-3	20	3	16	2	39	-1	5	40	0	55	1
LV		11	2	14	0	21	4	47	-7	7	25	2	68	-3
LT		17	5	18	0	23	2	36	-9	6	35	5	59	-7
LU		58	5	30	3	4	-4	2	-5	6	88	8	6	-9
HU		13	-2	28	-1	23	0	30	4	6	41	-3	53	4
MT		42	-3	31	5	12	1	8	-5	7	73	2	20	-4
NL		83	2	9	-1	4	0	4	0	0	92	1	8	0
AT		37	0	28	-2	19	3	11	1	5	65	-2	30	4
PL		17	5	32	7	24	0	22	-7	5	49	12	46	-7
PT		24	4	45	6	17	-3	10	-4	4	69	10	27	-7
RO		6	-5	23	10	28	10	35	-16	8	29	5	63	-6
SI		32	6	28	-1	21	5	16	-6	3	60	5	37	-1
SK		9	2	20	-6	30	0	31	3	10	29	-4	61	3
FI		61	10	18	-2	10	-3	7	-3	4	79	8	17	-6
SE		88	3	7	-1	3	0	2	-1	0	95	2	5	-1
UK		66	14	19	-4	7	-3	5	-5	3	85	10	12	-8

May 2019

Tables

QC15.3 To what extent do you agree or disagree with each of the following statements?

Same sex marriages should be allowed throughout Europe (%)






























		Totally agree		Tend to agree		Tend to disagree		Totally disagree		Don't know	Total 'Agree'		Total 'Disagree'	
		EB91.4	Diff. EB91.4 - EB83.4	EB91.4	Diff. EB91.4 - EB83.4	EB91.4	Diff. EB91.4 - EB83.4	EB91.4	Diff. EB91.4 - EB83.4		EB91.4	Diff. EB91.4 - EB83.4	EB91.4	Diff. EB91.4 - EB83.4
EU28		45	7	24	1	13	-2	13	-5	5	69	8	26	-7
BE		45	-2	37	7	11	-2	6	-1	1	82	5	17	-3
BG		5	-1	11	0	21	3	53	3	10	16	-1	74	6
CZ		19	-4	29	-5	26	4	22	8	4	48	-9	48	12
DK		82	8	7	-6	4	0	4	-1	3	89	2	8	-1
DE		63	21	21	-3	8	-8	4	-9	4	84	18	12	-17
EE		18	3	23	7	18	2	33	-9	8	41	10	51	-7
IE		49	-2	30	1	7	0	6	-2	8	79	-1	13	-2
EL		14	0	25	6	23	4	33	-11	5	39	6	56	-7
ES		68	1	18	1	5	0	4	-1	5	86	2	9	-1
FR		57	13	22	-5	8	-2	7	-7	6	79	8	15	-9
HR		17	3	22	-1	23	1	32	0	6	39	2	55	1
IT		22	0	36	3	20	0	15	0	7	58	3	35	0
CY		17	-7	19	6	18	6	42	-2	4	36	-1	60	4
LV		10	3	14	2	17	2	53	-8	6	24	5	70	-6
LT		14	4	16	2	21	2	42	-10	7	30	6	63	-8
LU		56	5	29	5	5	-5	4	-6	6	85	10	9	-11
HU		11	-3	22	-3	24	3	37	5	6	33	-6	61	8
MT		41	-1	26	3	15	4	10	-8	8	67	2	25	-4
NL		82	3	10	-2	4	1	4	0	0	92	1	8	1
AT		36	1	30	3	18	1	12	-3	4	66	4	30	-2
PL		14	5	31	12	25	0	25	-11	5	45	17	50	-11
PT		25	1	49	12	10	-9	10	-4	6	74	13	20	-13
RO		8	-2	21	10	27	10	36	-16	8	29	8	63	-6
SI		33	6	29	2	19	2	16	-7	3	62	8	35	-5
SK		7	2	13	-6	28	-3	42	4	10	20	-4	70	1
FI		57	12	19	-2	11	-3	10	-4	3	76	10	21	-7
SE		85	2	7	0	3	0	3	-1	2	92	2	6	-1
UK		66	17	19	-3	6	-5	6	-7	3	85	14	12	-12

May 2019

Tables

QC17.3 To what extent do you agree or disagree with each of the following statements? School lessons and material should include information about diversity in terms of ...

Sexual orientation (being gay, lesbian, or bisexual people) (%)






























		Totally agree		Tend to agree		Tend to disagree		Totally disagree		Don't know	Total 'Agree'		Total 'Disagree'	
		EB91.4	Diff. EB91.4 - EB83.4	EB91.4	Diff. EB91.4 - EB83.4	EB91.4	Diff. EB91.4 - EB83.4	EB91.4	Diff. EB91.4 - EB83.4		EB91.4	Diff. EB91.4 - EB83.4	EB91.4	Diff. EB91.4 - EB83.4
EU28		36	3	35	1	14	-1	10	-2	5	71	4	24	-3
BE		29	-4	50	7	15	-2	4	-1	2	79	3	19	-3
BG		13	-13	25	2	17	0	33	12	12	38	-11	50	12
CZ		14	-6	34	-5	25	2	21	9	6	48	-11	46	11
DK		58	3	23	-3	9	1	6	0	4	81	0	15	1
DE		45	8	37	-1	10	-5	4	-2	4	82	7	14	-7
EE		28	2	37	-2	16	3	13	0	6	65	0	29	3
IE		39	-2	39	3	10	-1	6	0	6	78	1	16	-1
EL		33	7	33	-5	20	2	10	-4	4	66	2	30	-2
ES		54	4	30	6	7	-2	4	-4	5	84	10	11	-6
FR		31	5	38	8	12	-6	12	-6	7	69	13	24	-12
HR		27	0	31	-6	21	4	17	6	4	58	-6	38	10
IT		19	-1	37	-1	22	1	16	4	6	56	-2	38	5
CY		45	-11	31	7	10	5	10	1	4	76	-4	20	6
LV		23	8	32	-4	17	0	22	-5	6	55	4	39	-5
LT		24	8	34	3	15	-3	20	-9	7	58	11	35	-12
LU		34	-1	40	1	13	3	6	-4	7	74	0	19	-1
HU		14	-12	31	-1	23	4	28	9	4	45	-13	51	13
MT		37	-2	40	4	12	1	5	-5	6	77	2	17	-4
NL		64	1	27	-1	4	-1	4	1	1	91	0	8	0
AT		26	-2	40	3	16	0	14	3	4	66	1	30	3
PL		24	8	41	2	19	1	10	-8	6	65	10	29	-7
PT		23	-2	45	1	15	5	6	-2	11	68	-1	21	3
RO		17	-5	30	7	28	12	19	-12	6	47	2	47	0
SI		34	11	37	-3	17	0	9	-5	3	71	8	26	-5
SK		16	3	28	-7	24	0	23	5	9	44	-4	47	5
FI		50	6	36	0	8	-5	3	0	3	86	6	11	-5
SE		78	-3	15	3	3	0	2	0	2	93	0	5	0
UK		49	7	31	-3	9	-2	6	-2	5	80	4	15	-4

May 2019

Tables






























QC17.4 To what extent do you agree or disagree with each of the following statements? School lessons and material should include information about diversity in terms of ...

Being transgender (%)

		Totally agree		Tend to agree		Tend to disagree		Totally disagree		Don't know	Total 'Agree'		Total 'Disagree'	
		EB91.4	Diff. EB91.4 - EB83.4	EB91.4	Diff. EB91.4 - EB83.4	EB91.4	Diff. EB91.4 - EB83.4	EB91.4	Diff. EB91.4 - EB83.4		EB91.4	Diff. EB91.4 - EB83.4	EB91.4	Diff. EB91.4 - EB83.4
EU28		33	2	32	-1	16	0	12	-1	7	65	1	28	-1
BE		25	-4	47	6	18	-1	7	0	3	72	2	25	-1
BG		11	-14	23	0	17	2	36	14	13	34	-14	53	16
CZ		13	-6	29	-7	25	1	25	11	8	42	-13	50	12
DK		50	2	26	-3	12	2	6	-1	6	76	-1	18	1
DE		39	5	33	-3	14	-2	6	-2	8	72	2	20	-4
EE		26	2	37	2	16	2	15	-1	6	63	4	31	1
IE		36	-3	37	1	12	2	7	0	8	73	-2	19	2
EL		29	3	33	-3	19	2	13	-3	6	62	0	32	-1
ES		52	3	29	5	8	-1	5	-3	6	81	8	13	-4
FR		26	2	36	7	15	-3	13	-8	10	62	9	28	-11
HR		25	-3	34	-1	21	4	16	4	4	59	-4	37	8
IT		16	-3	31	-6	25	3	20	7	8	47	-9	45	10
CY		43	-13	31	9	12	5	10	1	4	74	-4	22	6
LV		21	6	29	-5	19	1	25	-2	6	50	1	44	-1
LT		23	7	32	1	16	-2	22	-7	7	55	8	38	-9
LU		23	-10	40	5	18	6	10	-2	9	63	-5	28	4
HU		13	-12	26	-4	23	1	32	13	6	39	-16	55	14
MT		36	-2	40	6	12	1	5	-6	7	76	4	17	-5
NL		56	2	30	1	7	-3	5	1	2	86	3	12	-2
AT		24	-2	36	0	20	4	15	3	5	60	-2	35	7
PL		22	6	41	2	19	0	12	-5	6	63	8	31	-5
PT		22	-3	43	-1	16	6	6	-2	13	65	-4	22	4
RO		16	-5	27	4	30	14	21	-10	6	43	-1	51	4
SI		32	10	33	-6	20	2	11	-5	4	65	4	31	-3
SK		15	2	25	-7	23	-1	26	6	11	40	-5	49	5
FI		48	6	37	1	9	-5	3	-1	3	85	7	12	-6
SE		72	-7	19	5	4	1	3	1	2	91	-2	7	2
UK		46	5	30	-4	11	0	8	0	5	76	1	19	0






























QC17.5 To what extent do you agree or disagree with each of the following statements? School lessons and material should include information about diversity in terms of ...

Being intersex (%)

		Totally agree	Tend to agree	Tend to disagree	Totally disagree	Don't know	Total 'Agree'	Total 'Disagree'
EU28		32	33	16	12	7	65	28
BE		24	47	18	8	3	71	26
BG		12	23	16	35	14	35	51
CZ		12	30	26	24	8	42	50
DK		49	26	12	6	7	75	18
DE		39	33	14	7	7	72	21
EE		25	39	16	13	7	64	29
IE		35	35	12	8	10	70	20
EL		29	34	19	12	6	63	31
ES		51	29	8	5	7	80	13
FR		27	35	14	13	11	62	27
HR		25	34	21	16	4	59	37
IT		16	33	25	18	8	49	43
CY		44	30	11	11	4	74	22
LV		21	30	17	24	8	51	41
LT		23	34	15	21	7	57	36
LU		25	39	17	9	10	64	26
HU		13	26	24	31	6	39	55
MT		36	37	12	5	10	73	17
NL		54	31	7	5	3	85	12
AT		24	36	19	16	5	60	35
PL		22	41	21	10	6	63	31
PT		22	43	16	6	13	65	22
RO		17	28	29	20	6	45	49
SI		32	33	18	12	5	65	30
SK		15	24	24	26	11	39	50
FI		47	37	9	3	4	84	12
SE		70	19	4	3	4	89	7
UK		43	31	11	8	7	74	19






























QC18.1 Using a scale from 1 to 10, please tell me how comfortable you would feel with the following people showing affection in public (e.g. kissing or holding hands). '1' means that you would feel "not at all comfortable" and '10' that you would feel "totally comfortable".

A man and a woman (%)

		1 Not at all comfortable		2		3		4		5		6	
		EB91.4	Diff. EB91.4 - EB83.4	EB91.4	Diff. EB91.4 - EB83.4	EB91.4	Diff. EB91.4 - EB83.4	EB91.4	Diff. EB91.4 - EB83.4	EB91.4	Diff. EB91.4 - EB83.4	EB91.4	Diff. EB91.4 - EB83.4
EU28		4	-5	1	-1	1	-1	2	-1	7	0	4	0
BE		2	-1	0	-1	1	-1	2	-1	6	-1	3	-1
BG		6	-21	1	-1	2	-1	4	0	4	-4	6	0
CZ		3	-10	2	-1	1	-3	2	-2	6	-7	3	-3
DK		3	0	0	-1	1	0	1	-1	2	-3	1	-2
DE		2	-4	1	0	0	-2	1	-1	7	0	3	-1
EE		7	-11	1	-1	2	0	2	-1	7	0	3	1
IE		4	-3	1	0	1	-2	1	-1	5	-2	3	-4
EL		1	-10	1	0	2	-1	2	0	5	1	2	-2
ES		3	0	1	0	1	-1	1	0	7	1	5	2
FR		2	-4	1	0	1	-1	1	-1	5	0	3	1
HR		7	-9	1	-5	1	-3	3	-1	7	-4	5	-1
IT		4	0	1	-1	2	-2	4	1	8	2	7	0
CY		12	-11	1	-1	2	-1	2	0	7	-3	4	2
LV		8	-22	1	-2	2	-1	2	-1	9	0	4	0
LT		10	-26	2	-2	3	-1	3	0	11	2	6	3
LU		2	0	0	0	0	-1	0	-1	4	-2	2	1
HU		9	-13	1	-1	2	-1	3	-1	7	0	7	3
MT		6	-7	3	0	2	-1	2	-3	10	-1	3	0
NL		2	-2	0	-1	1	-1	1	-1	5	-2	2	-4
AT		3	-6	2	1	4	1	4	1	8	1	5	-1
PL		6	-10	2	0	2	-1	3	-1	9	2	7	1
PT		4	-9	1	-1	2	-1	2	-3	12	2	4	-1
RO		16	-25	1	-2	2	-2	1	-1	6	1	6	3
SI		5	-12	2	1	2	-1	1	-1	12	-2	4	-1
SK		12	-2	1	-4	2	-3	2	-2	7	-6	3	-3
FI		1	-4	0	-2	2	-2	2	-1	4	0	1	-1
SE		2	0	1	0	1	0	1	0	2	-2	2	0
UK		5	-2	1	0	1	0	1	-2	4	-4	2	-2






























QC18.1 Using a scale from 1 to 10, please tell me how comfortable you would feel with the following people showing affection in public (e.g. kissing or holding hands). '1' means that you would feel "not at all comfortable" and '10' that you would feel "totally comfortable".

A man and a woman (%)

		7		8		9		10 Totally comfortable		Indifferent (SPONTANEOUS)		Don't know
		EB91.4	Diff. EB91.4 - EB83.4	EB91.4	Diff. EB91.4 - EB83.4	EB91.4	Diff. EB91.4 - EB83.4	EB91.4	Diff. EB91.4 - EB83.4	EB91.4	Diff. EB91.4 - EB83.4	EB91.4
EU28		6	-1	9	1	9	3	55	15	1	-10	1
BE		13	1	13	-2	9	-1	51	11	0	-3	0
BG		9	5	8	4	10	7	46	25	1	-14	3
CZ		4	-3	5	-2	6	0	66	46	0	-17	2
DK		2	-2	5	-3	6	2	71	16	6	-7	2
DE		3	-2	9	2	8	3	62	26	3	-21	1
EE		7	2	8	2	6	4	52	21	4	-17	1
IE		6	0	9	3	9	3	58	9	1	-5	2
EL		8	2	10	0	15	4	52	15	2	-9	0
ES		9	1	11	4	9	4	51	5	1	-17	1
FR		4	-2	11	1	8	4	62	3	0	-3	2
HR		7	1	10	5	10	3	46	17	2	-2	1
IT		10	1	14	2	12	2	35	7	1	-12	2
CY		6	2	7	2	7	4	50	17	2	-9	0
LV		7	3	8	3	5	1	49	23	3	-5	2
LT		5	2	8	3	5	2	43	20	3	-4	1
LU		5	2	8	3	9	4	63	12	3	-20	4
HU		7	3	9	2	8	1	45	13	1	-7	1
MT		8	2	10	2	12	6	34	-3	1	-3	9
NL		6	-6	9	-6	7	0	66	24	1	-1	0
AT		7	0	9	2	9	5	47	19	2	-22	0
PL		7	2	7	2	11	6	44	4	0	-6	2
PT		6	1	9	0	10	3	37	16	13	-6	0
RO		10	7	9	6	8	5	38	16	1	-8	2
SI		7	1	8	1	8	4	49	21	2	-9	0
SK		6	1	7	1	7	4	50	30	1	-17	2
FI		3	0	4	-2	6	1	74	14	2	-3	1
SE		3	-2	5	-1	4	-1	78	8	1	-1	0
UK		4	-3	5	-4	4	-2	70	19	1	-1	2

QC18R.1 Using a scale from 1 to 10, please tell me how comfortable you would feel with the following people showing affection in public (e.g. kissing or holding hands). '1' means that you would feel "not at all comfortable" and '10' that you would feel "totally comfortable".

A man and a woman (%)

		Total 'Uncomfortable'		Total 'Moderately comfortable'		Total 'Comfortable'		Average	
		EB91.4	Diff. EB91.4 - EB83.4	EB91.4	Diff. EB91.4 - EB83.4	EB91.4	Diff. EB91.4 - EB83.4	EB91.4	Diff. EB91.4 - EB83.4
EU28		8	-8	11	0	78	17	8.4	0.9
BE		5	-4	9	-2	86	9	8.4	0.4
BG		13	-24	10	-3	73	41	8.0	2.8
CZ		8	-16	9	-10	81	41	8.7	2.6
DK		4	-3	4	-4	84	13	9.2	0.6
DE		4	-8	10	0	82	29	8.8	1.2
EE		11	-14	11	1	73	30	8.0	1.6
IE		7	-6	8	-6	83	16	8.6	0.8
EL		6	-11	7	-1	85	21	8.7	1.3
ES		6	-1	12	3	81	15	8.4	0.1
FR		5	-6	8	1	85	7	8.8	0.5
HR		12	-19	12	-5	73	27	7.9	1.8
IT		11	-2	15	2	71	12	7.8	0.4
CY		16	-14	11	-1	71	25	7.7	1.6
LV		14	-25	12	-1	68	29	7.8	2.4
LT		17	-30	17	5	62	28	7.3	2.5
LU		3	-1	5	-2	85	21	9.0	0.2
HU		14	-17	14	3	70	20	7.7	1.4
MT		13	-10	13	-2	64	7	7.6	0.7
NL		4	-5	8	-5	87	11	8.9	0.9
AT		12	-5	13	0	72	26	8.0	1.1
PL		14	-11	16	3	68	13	7.7	0.9
PT		8	-15	16	1	63	21	7.8	1.5
RO		21	-29	12	4	64	33	7.0	2.5
SI		11	-13	15	-4	72	27	7.9	1.6
SK		17	-11	10	-9	70	36	7.6	1.9
FI		5	-9	5	-1	88	14	9.1	0.8
SE		4	0	4	-3	91	5	9.2	0.2
UK		8	-4	7	-5	83	10	8.8	0.8






























*Scale: Uncomfortable (1 to 4), Moderately comfortable (5 and 6), Comfortable (7 to 10)

May 2019

Tables






























QC18.2 Using a scale from 1 to 10, please tell me how comfortable you would feel with the following people showing affection in public (e.g. kissing or holding hands). '1' means that you would feel "not at all comfortable" and '10' that you would feel "totally comfortable".

Two men (%)

		1 Not at all comfortable		2		3		4		5		6	
		EB91.4	Diff. EB91.4 - EB83.4	EB91.4	Diff. EB91.4 - EB83.4	EB91.4	Diff. EB91.4 - EB83.4	EB91.4	Diff. EB91.4 - EB83.4	EB91.4	Diff. EB91.4 - EB83.4	EB91.4	Diff. EB91.4 - EB83.4
EU28		21	-3	4	0	4	-1	5	0	10	2	5	1
BE		10	1	2	-3	3	-2	4	-1	11	2	8	3
BG		64	4	9	5	5	2	3	1	3	-2	3	0
CZ		37	-4	5	-2	6	-1	6	0	11	-3	4	1
DK		10	-1	2	-2	4	0	2	-1	5	-2	1	-2
DE		12	-5	4	0	5	-2	5	-1	13	4	4	0
EE		45	-2	7	3	7	3	3	-1	8	1	2	0
IE		15	-2	3	1	2	-1	4	1	8	-2	5	-1
EL		39	-8	9	3	7	1	6	2	11	4	4	1
ES		10	-1	3	2	3	0	4	0	11	1	5	3
FR		10	-5	2	0	4	0	4	-1	11	3	4	-1
HR		49	4	6	-1	5	-1	3	-1	9	1	5	1
IT		25	3	5	-2	6	0	7	1	10	2	8	1
CY		59	6	4	1	4	-1	2	-1	7	0	4	2
LV		62	-2	5	0	4	-1	3	0	5	0	2	0
LT		58	-9	7	3	4	0	2	-1	7	1	3	2
LU		10	-2	2	0	2	-1	3	0	6	-1	4	-1
HU		55	10	4	0	4	1	5	1	7	1	5	2
MT		21	-11	6	2	5	0	4	-1	11	0	5	1
NL		4	-5	2	0	3	-1	2	-2	7	-3	5	-4
AT		19	-2	6	2	7	1	7	2	9	2	7	3
PL		38	-11	7	3	6	2	6	1	9	3	6	2
PT		21	-6	6	-2	6	-1	4	-3	14	2	5	1
RO		56	-10	4	0	3	0	5	2	8	4	5	4
SI		30	-9	5	2	6	3	4	0	15	4	4	-1
SK		42	-8	7	-1	8	0	6	2	6	-3	2	-1
FI		10	-5	5	1	3	-3	4	-1	7	-1	3	0
SE		5	0	2	0	2	-1	2	0	7	2	3	-1
UK		14	-5	2	0	2	-2	3	-1	7	-1	3	-2






























QC18.2 Using a scale from 1 to 10, please tell me how comfortable you would feel with the following people showing affection in public (e.g. kissing or holding hands). '1' means that you would feel "not at all comfortable" and '10' that you would feel "totally comfortable".

Two men (%)

		7		8		9		10 Totally comfortable		Indifferent (SPONTANEOUS)		Don't know
		EB91.4	Diff. EB91.4 - EB83.4	EB91.4	Diff. EB91.4 - EB83.4	EB91.4	Diff. EB91.4 - EB83.4	EB91.4	Diff. EB91.4 - EB83.4	EB91.4	Diff. EB91.4 - EB83.4	EB91.4
EU28		6	0	6	0	5	2	31	7	1	-9	2
BE		16	3	13	0	4	-3	29	2	0	-2	0
BG		1	0	1	0	1	0	5	1	1	-11	4
CZ		4	1	4	2	1	-1	19	14	1	-9	2
DK		3	-2	7	0	4	1	55	15	5	-7	2
DE		4	0	7	3	5	2	36	17	4	-18	1
EE		3	0	4	1	2	0	13	5	4	-11	2
IE		5	-2	8	2	7	3	40	3	1	-4	2
EL		6	2	4	1	3	0	9	-1	2	-5	0
ES		6	-1	9	4	6	2	41	4	1	-15	1
FR		7	1	8	0	6	2	42	3	0	-3	2
HR		5	2	4	1	2	-1	8	0	2	-3	2
IT		9	2	9	0	6	1	13	2	0	-10	2
CY		3	0	3	1	2	1	9	0	2	-9	1
LV		3	1	1	0	2	1	8	2	2	-3	3
LT		3	2	3	1	1	0	8	2	1	-4	3
LU		8	4	9	4	8	5	41	6	3	-16	4
HU		5	0	3	-1	4	-1	5	-7	1	-7	2
MT		8	3	7	2	5	3	18	-4	1	-3	9
NL		8	-4	9	-4	6	2	53	22	1	-1	0
AT		6	1	7	1	6	3	22	5	3	-18	1
PL		5	1	3	0	5	3	13	0	0	-5	2
PT		6	4	5	1	3	1	20	11	10	-7	0
RO		4	3	3	2	2	1	6	1	1	-7	3
SI		7	3	6	2	5	3	16	2	1	-9	1
SK		4	2	4	3	2	2	14	13	1	-12	4
FI		4	1	4	0	5	2	53	10	1	-4	1
SE		6	-1	8	-1	5	-1	59	5	1	-1	0
UK		5	-3	5	-1	4	-1	53	17	0	-2	2

QC18R.2 Using a scale from 1 to 10, please tell me how comfortable you would feel with the following people showing affection in public (e.g. kissing or holding hands). '1' means that you would feel "not at all comfortable" and '10' that you would feel "totally comfortable".






























Two men (%)

		Total 'Uncomfortable'		Total 'Moderately comfortable'		Total 'Comfortable'		Average	
		EB91.4	Diff. EB91.4 - EB83.4	EB91.4	Diff. EB91.4 - EB83.4	EB91.4	Diff. EB91.4 - EB83.4	EB91.4	Diff. EB91.4 - EB83.4
EU28		34	-4	14	1	49	11	6.1	0.6
BE		19	-5	19	4	62	3	6.8	0.1
BG		81	12	6	-2	8	1	2.3	0.0
CZ		53	-7	16	-1	29	17	4.4	1.1
DK		17	-4	6	-4	69	13	7.9	0.8
DE		25	-9	17	4	53	23	6.7	1.3
EE		62	3	9	0	23	7	3.7	0.5
IE		24	-1	13	-3	60	6	7.0	0.3
EL		60	-4	16	6	22	3	3.8	0.3
ES		19	0	16	4	63	10	7.3	0.2
FR		20	-6	15	2	63	6	7.2	0.4
HR		63	1	13	1	19	2	3.4	0.0
IT		42	1	18	3	37	5	5.1	0.1
CY		69	5	11	2	17	2	3.1	0.0
LV		75	-1	7	0	13	2	2.7	0.2
LT		71	-6	10	2	15	6	2.9	0.6
LU		16	-5	10	-1	67	20	7.5	0.6
HU		69	13	12	3	16	-10	3.1	-0.8
MT		36	-10	16	1	38	4	5.4	0.5
NL		11	-8	12	-7	76	16	8.1	1.2
AT		40	5	16	5	40	8	5.5	0.2
PL		58	-4	15	5	26	4	4.1	0.5
PT		37	-11	19	3	34	16	5.3	1.2
RO		68	-7	13	7	15	7	3.1	0.9
SI		45	-4	19	3	33	10	4.8	0.6
SK		62	-8	9	-3	24	19	3.9	1.5
FI		22	-7	9	-2	67	13	7.5	0.7
SE		11	-1	10	1	78	2	8.2	0.1
UK		21	-8	10	-4	67	13	7.4	0.9

*Scale: Uncomfortable (1 to 4), Moderately comfortable (5 and 6), Comfortable (7 to 10)

QC18.3 Using a scale from 1 to 10, please tell me how comfortable you would feel with the following people showing affection in public (e.g. kissing or holding hands). '1' means that you would feel "not at all comfortable" and '10' that you would feel "totally comfortable".

Two women (%)

		1 Not at all comfortable											
		2		3		4		5		6			
		EB91.4	Diff. EB91.4 - EB83.4	EB91.4	Diff. EB91.4 - EB83.4	EB91.4	Diff. EB91.4 - EB83.4	EB91.4	Diff. EB91.4 - EB83.4	EB91.4	Diff. EB91.4 - EB83.4	EB91.4	Diff. EB91.4 - EB83.4
EU28		18	-3	3	-1	4	-1	4	0	10	1	5	0
BE		8	1	1	-3	3	-2	4	-1	9	1	8	2
BG		53	-2	9	5	6	2	6	3	5	-1	4	2
CZ		25	-9	4	-1	6	0	5	-1	13	-4	5	1
DK		6	-2	1	-1	3	0	3	-1	5	-1	1	-2
DE		8	-4	2	-1	3	-2	3	-2	14	3	5	0
EE		35	-6	6	1	8	5	4	1	9	1	3	0
IE		13	-2	3	1	2	-2	3	0	7	-2	6	-1
EL		37	-7	8	3	6	0	6	1	12	6	4	0
ES		9	0	3	2	2	-1	3	-1	10	0	5	2
FR		9	-4	2	0	3	-1	4	0	10	2	4	0
HR		39	3	5	-3	6	0	5	0	9	-1	7	2
IT		23	3	4	-2	6	-1	6	0	10	2	8	1
CY		53	3	4	0	5	1	2	-1	9	3	3	1
LV		50	-7	4	-1	5	1	3	-1	8	2	4	1
LT		53	-10	6	1	4	0	3	0	8	1	3	1
LU		6	-3	1	-1	1	-2	2	0	5	-3	4	1
HU		46	6	3	-1	7	3	6	2	10	3	5	2
MT		20	-11	6	2	5	1	5	0	11	0	5	2
NL		4	-2	1	0	2	-1	2	-2	6	-3	5	-2
AT		15	-3	5	2	6	1	8	4	11	3	7	3
PL		30	-12	6	2	6	2	4	0	12	3	8	3
PT		17	-7	5	-1	7	1	5	-2	14	0	5	0
RO		52	-8	4	0	3	0	4	2	8	3	5	2
SI		20	-14	5	2	5	2	4	1	16	4	5	0
SK		38	-3	6	-3	7	0	5	0	8	-5	3	-1
FI		7	-6	2	-1	3	-2	4	-2	6	-1	3	0
SE		4	0	1	-1	2	1	2	0	6	1	2	-2
UK		12	-5	2	0	3	-1	2	-2	6	-3	3	-1






























QC18.3 Using a scale from 1 to 10, please tell me how comfortable you would feel with the following people showing affection in public (e.g. kissing or holding hands). '1' means that you would feel "not at all comfortable" and '10' that you would feel "totally comfortable".

Two women (%)

		7		8		9		10 Totally comfortable		Indifferent (SPONTANEOUS)		Don't know
		EB91.4	Diff. EB91.4 - EB83.4	EB91.4	Diff. EB91.4 - EB83.4	EB91.4	Diff. EB91.4 - EB83.4	EB91.4	Diff. EB91.4 - EB83.4	EB91.4	Diff. EB91.4 - EB83.4	EB91.4
EU28		6	0	8	2	5	1	34	9	2	-8	1
BE		15	3	15	-1	5	-2	32	4	0	-2	0
BG		2	0	2	1	1	0	7	1	1	-11	4
CZ		5	1	6	3	3	0	25	18	1	-10	2
DK		3	-3	6	-1	6	2	58	14	6	-6	2
DE		6	1	7	2	7	4	40	19	4	-20	1
EE		4	1	5	1	3	1	17	7	4	-13	2
IE		5	-2	8	3	8	4	42	3	1	-4	2
EL		7	2	5	2	4	0	9	-2	2	-5	0
ES		7	0	9	4	7	3	42	4	2	-14	1
FR		6	-1	10	1	6	2	44	3	0	-3	2
HR		5	1	5	1	3	-1	11	1	2	-3	3
IT		10	2	10	2	6	1	14	2	1	-9	2
CY		3	0	4	1	2	1	13	2	2	-9	0
LV		3	0	2	-1	3	2	12	4	3	-3	3
LT		3	1	4	2	1	0	10	4	2	-3	3
LU		8	3	10	4	9	6	47	9	3	-16	4
HU		5	0	5	0	4	-2	6	-7	1	-7	2
MT		8	2	7	2	5	3	18	-5	1	-4	9
NL		7	-5	9	-6	6	1	57	21	1	-1	0
AT		7	2	7	0	6	2	24	5	3	-20	1
PL		6	3	6	3	5	2	16	0	0	-5	1
PT		6	3	6	2	4	2	20	9	10	-7	1
RO		7	5	3	1	3	1	7	1	1	-7	3
SI		7	2	8	2	6	4	21	5	2	-8	1
SK		5	3	5	3	2	2	16	13	1	-13	4
FI		6	3	5	0	6	2	56	11	1	-4	1
SE		6	-1	7	-2	6	0	63	6	1	-1	0
UK		5	-2	6	-1	4	0	55	16	0	-2	2

QC18R.3 Using a scale from 1 to 10, please tell me how comfortable you would feel with the following people showing affection in public (e.g. kissing or holding hands). '1' means that you would feel "not at all comfortable" and '10' that you would feel "totally comfortable".

Two women (%)






























		Total 'Uncomfortable'		Total 'Moderately comfortable'		Total 'Comfortable'		Average	
		EB91.4	Diff. EB91.4 - EB83.4	EB91.4	Diff. EB91.4 - EB83.4	EB91.4	Diff. EB91.4 - EB83.4	EB91.4	Diff. EB91.4 - EB83.4
EU28		29	-5	15	1	53	12	6.4	0.6
BE		16	-6	17	4	67	4	7.2	0.3
BG		74	8	9	1	12	2	2.8	0.2
CZ		40	-11	18	-3	39	22	5.4	1.5
DK		13	-4	7	-2	72	12	8.3	0.8
DE		17	-9	18	2	60	26	7.3	1.4
EE		53	1	12	1	29	10	4.4	0.7
IE		21	-2	13	-3	63	7	7.2	0.4
EL		57	-3	16	6	25	2	4.1	0.4
ES		17	1	15	2	66	12	7.4	0.1
FR		18	-5	14	2	66	5	7.4	0.4
HR		55	0	16	1	24	3	4.1	0.1
IT		38	-2	19	4	40	8	5.3	0.2
CY		64	3	12	4	21	3	3.5	0.2
LV		62	-7	12	3	20	4	3.5	0.5
LT		65	-10	11	3	19	8	3.3	0.7
LU		11	-5	9	-2	73	22	8.1	0.8
HU		62	9	15	5	20	-8	3.6	-0.6
MT		36	-8	16	2	38	1	5.4	0.3
NL		9	-6	11	-5	79	12	8.4	1.0
AT		34	4	18	6	44	10	5.9	0.3
PL		47	-7	20	6	32	7	4.8	0.7
PT		34	-9	19	0	36	16	5.5	1.1
RO		64	-7	13	6	20	9	3.4	0.8
SI		34	-9	22	5	42	14	5.6	1.0
SK		56	-6	11	-6	28	21	4.2	1.3
FI		15	-12	10	0	73	16	8.0	1.0
SE		9	0	8	0	82	2	8.6	0.2
UK		18	-9	9	-4	70	13	7.7	1.0

*Scale: Uncomfortable (1 to 4), Moderately comfortable (5 and 6), Comfortable (7 to 10)

May 2019






























Tables

QC19 Do you think that transgender persons should be able to change their civil documents to match their inner gender identity?
(%)

		Yes		No		Don't know
		EB91.4	Diff. EB91.4 - EB83.4	EB91.4	Diff. EB91.4 - EB83.4	EB91.4
EU28		59	-4	29	4	12
BE		70	-1	29	6	1
BG		12	-17	60	20	28
CZ		39	-22	52	24	9
DK		75	-4	18	3	7
DE		70	6	17	-7	13
EE		51	-7	32	8	17
IE		65	-7	22	5	13
EL		54	-9	35	8	11
ES		83	3	8	0	9
FR		72	5	19	-5	9
HR		39	-6	52	14	9
IT		43	-15	42	13	15
CY		42	-8	39	6	19
LV		42	0	42	2	16
LT		39	-8	47	4	14
LU		72	-6	19	3	9
HU		16	-18	72	17	12
MT		83	2	10	-5	7
NL		82	-8	14	6	4
AT		57	-8	36	9	7
PL		41	-3	40	2	19
PT		72	5	19	0	9
RO		20	-8	66	11	14
SI		48	2	43	3	9
SK		25	-13	56	9	19
FI		68	0	22	0	10
SE		69	-11	22	7	9
UK		66	-7	24	6	10

QC20 Do you believe that official documents, like passports and birth certificates, should have a third option, such as X or O (other) beside male (M) and female (F) for those persons who do not identify as female and male?

(%)

		Yes	No	Don't know
EU28		46	42	12
BE		54	43	3
BG		7	74	19
CZ		23	69	8
DK		50	39	11
DE		59	30	11
EE		32	50	18
IE		53	35	12
EL		41	46	13
ES		63	21	16
FR		51	39	10
HR		33	59	8
IT		37	49	14
CY		29	51	20
LV		21	67	12
LT		26	62	12
LU		56	35	9
HU		13	77	10
MT		67	20	13
NL		61	36	3
AT		50	41	9
PL		29	53	18
PT		43	42	15
RO		21	67	12
SI		39	51	10
SK		21	66	13
FI		55	37	8
SE		47	45	8
UK		54	37	9

TECHNICAL SPECIFICATIONS

Between the 9th of May and the 25th of May 2019, Kantar carried out the wave 91.4 of the EUROBAROMETER survey, on request of the EUROPEAN COMMISSION, Directorate-General for Communication ('Media Monitoring, Media Analysis and Eurobarometer' unit).

The wave 91.4 covers the population of the respective nationalities of the European Union Member States, resident in each of the Member States and aged 15 years and over.

	COUNTRIES	INSTITUTES	N° INTERVIEWS	DATES FIELDWORK		POPULATION 15+	PROPORTION EU28
BE	Belgium	Kantar Belgium (Kantar TNS)	1.028	09/05/2019	20/05/2019	9.693.779	2,25%
BG	Bulgaria	Kantar TNS BBSS	1.032	09/05/2019	21/05/2019	6.537.535	1,52%
CZ	Czechia	Kantar CV	1.008	10/05/2019	20/05/2019	9.238.431	2,14%
DK	Denmark	Kantar Gallup	1.004	09/05/2019	23/05/2019	4.838.729	1,12%
DE	Germany	Kantar Deutschland	1.537	09/05/2019	23/05/2019	70.160.634	16,26%
EE	Estonia	AS Emor, Kantar Emor	1.003	09/05/2019	20/05/2019	1.160.064	0,27%
IE	Ireland	The Kantar Group UK	1.006	09/05/2019	20/05/2019	3.592.163	0,83%
EL	Greece	Taylor Nelson Sofres Market Research	1.016	09/05/2019	20/05/2019	9.937.810	2,30%
ES	Spain	TNS Investigación de Mercados y Opinión	1.005	09/05/2019	20/05/2019	39.445.245	9,14%
FR	France	Kantar Public France	1.007	09/05/2019	20/05/2019	54.097.255	12,54%
HR	Croatia	Hendal	997	09/05/2019	20/05/2019	3.796.476	0,88%
IT	Italy	Kantar Italia	1.023	09/05/2019	18/05/2019	52.334.535	12,13%
CY	Rep. of Cyprus	CYMAR Market Research	503	09/05/2019	19/05/2019	741.308	0,17%
LV	Latvia	Kantar TNS Latvia	1.007	09/05/2019	20/05/2019	1.707.084	0,40%
LT	Lithuania	TNS LT	1.003	09/05/2019	20/05/2019	2.513.384	0,58%
LU	Luxembourg	ILReS	514	10/05/2019	21/05/2019	457.126	0,11%
HU	Hungary	Kantar Hoffmann	1.027	10/05/2019	20/05/2019	8.781.161	2,04%
MT	Malta	MISCO International	495	10/05/2019	25/05/2019	364.172	0,08%
NL	The Netherlands	TNS NIPO (trading under Kantar Public)	1.014	09/05/2019	20/05/2019	13.979.215	3,24%
AT	Austria	Info Research Austria Institut für Markt- und Meinungsforschung	1.027	09/05/2019	19/05/2019	7.554.711	1,75%
PL	Poland	Kantar Polska	1.010	09/05/2019	20/05/2019	33.444.171	7,75%
PT	Portugal	Markttest – Marketing, Organização e Formação	1.009	10/05/2019	20/05/2019	8.480.126	1,97%
RO	Romania	Centrul Pentru Studierea Opiniei si Pietei (CSOP)	1.041	09/05/2019	20/05/2019	16.852.702	3,91%
SI	Slovenia	Institute for market and media research, Mediana	1.008	09/05/2019	20/05/2019	1.760.032	0,41%
SK	Slovakia	Kantar Slovakia	1.081	09/05/2019	20/05/2019	4.586.024	1,06%
FI	Finland	Kantar TNS Oy	1.003	09/05/2019	23/05/2019	4.747.810	1,10%
SE	Sweden	Kantar Sifo	1.008	09/05/2019	22/05/2019	7.998.763	1,85%
UK	United Kingdom	The Kantar Group UK	1.022	09/05/2019	20/05/2019	52.651.777	12,20%
	TOTAL EU28		27.438	09/05/2019	25/05/2019	431.452.222	100%*

The basic sample design applied in all states is a multi-stage, random (probability) one. In each country, a number of sampling points was drawn with probability proportional to population size (for a total coverage of the country) and to population density.

In order to do so, the sampling points were drawn systematically from each of the "administrative regional units", after stratification by individual unit and type of area. They thus represent the whole territory of the countries surveyed according to the EUROSTAT NUTS II (or equivalent) and according to the distribution of the resident population of the respective nationalities in terms of metropolitan, urban and rural areas.

In each of the selected sampling points, a starting address was drawn, at random. Further addresses (every Nth address) were selected by standard "random route" procedures, from the initial address. In each household, the respondent was drawn, at random (following the "closest birthday rule"). All interviews were conducted face-to-face in people's homes and in the appropriate national language. As far as the data capture is concerned, CAPI (*Computer Assisted Personal Interview*) was used in those countries where this technique was available.

For each country, a comparison between the sample and the universe was carried out. The Universe description was derived from Eurostat population data or from national statistics offices. For all countries surveyed, a national weighting procedure, using marginal and intercellular weighting, was carried out based on this Universe description. In all countries, gender, age, region and size of locality were introduced in the iteration procedure. For international weighting (i.e. EU averages), Kantar applies the official population figures as provided by EUROSTAT or national statistic offices. The total population figures for input in this post-weighting procedure are listed here.

Readers are reminded that survey results are estimations, the accuracy of which, everything being equal, rests upon the sample size and upon the observed percentage. With samples of about 1,000 interviews, the real percentages vary within the following confidence limits:

Statistical Margins due to the sampling process
(at the 95% level of confidence)

various sample sizes are in rows *various observed results are in columns*

	5%	10%	15%	20%	25%	30%	35%	40%	45%	50%	
	95%	90%	85%	80%	75%	70%	65%	60%	55%	50%	
N=50	6.0	8.3	9.9	11.1	12.0	12.7	13.2	13.6	13.8	13.9	N=50
N=500	1.9	2.6	3.1	3.5	3.8	4.0	4.2	4.3	4.4	4.4	N=500
N=1000	1.4	1.9	2.2	2.5	2.7	2.8	3.0	3.0	3.1	3.1	N=1000
N=1500	1.1	1.5	1.8	2.0	2.2	2.3	2.4	2.5	2.5	2.5	N=1500
N=2000	1.0	1.3	1.6	1.8	1.9	2.0	2.1	2.1	2.2	2.2	N=2000
N=3000	0.8	1.1	1.3	1.4	1.5	1.6	1.7	1.8	1.8	1.8	N=3000
N=4000	0.7	0.9	1.1	1.2	1.3	1.4	1.5	1.5	1.5	1.5	N=4000
N=5000	0.6	0.8	1.0	1.1	1.2	1.3	1.3	1.4	1.4	1.4	N=5000
N=6000	0.6	0.8	0.9	1.0	1.1	1.2	1.2	1.2	1.3	1.3	N=6000
N=7000	0.5	0.7	0.8	0.9	1.0	1.1	1.1	1.1	1.2	1.2	N=7000
N=7500	0.5	0.7	0.8	0.9	1.0	1.0	1.1	1.1	1.1	1.1	N=7500
N=8000	0.5	0.7	0.8	0.9	0.9	1.0	1.0	1.1	1.1	1.1	N=8000
N=9000	0.5	0.6	0.7	0.8	0.9	0.9	1.0	1.0	1.0	1.0	N=9000
N=10000	0.4	0.6	0.7	0.8	0.8	0.9	0.9	1.0	1.0	1.0	N=10000
N=11000	0.4	0.6	0.7	0.7	0.8	0.9	0.9	0.9	0.9	0.9	N=11000
N=12000	0.4	0.5	0.6	0.7	0.8	0.8	0.9	0.9	0.9	0.9	N=12000
N=13000	0.4	0.5	0.6	0.7	0.7	0.8	0.8	0.8	0.9	0.9	N=13000
N=14000	0.4	0.5	0.6	0.7	0.7	0.8	0.8	0.8	0.8	0.8	N=14000
N=15000	0.3	0.5	0.6	0.6	0.7	0.7	0.8	0.8	0.8	0.8	N=15000