





# Women in politics



**88%**

OF EUROPEANS SAY THEY WOULD FEEL **COMFORTABLE\*** HAVING A **WOMAN IN THE HIGHEST ELECTED POSITION** IN THEIR COUNTRY

*This represents a 7 pp (percentage points) increase compared to 2015 (total "comfortable"); from 81% to 88%*

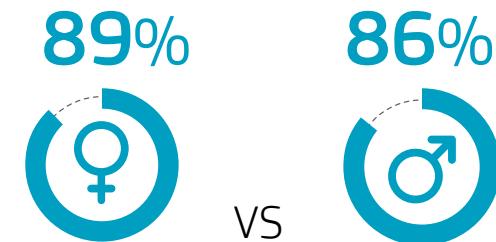
WHILE LARGE MAJORITIES OF THE POPULATION WOULD FEEL COMFORTABLE IN ALL MEMBER STATES, **SOME VARIATIONS EXIST BETWEEN COUNTRIES**

(% COMFORTABLE):



**WOMEN ARE SLIGHTLY MORE LIKELY THAN MEN TO SAY THEY WOULD FEEL **COMFORTABLE**** HAVING A WOMAN IN THE HIGHEST ELECTED POSITION IN THEIR COUNTRY

(% COMFORTABLE):



\*Scale: Uncomfortable (1 to 4), Moderately comfortable (5 and 6), Comfortable (7 to 10)

Source: Special Eurobarometer 493 - "Discrimination in the European Union". Fieldwork: May 2019